

# LOUISIANA STATE UNIVERSITY

COMPREHENSIVE & STRATEGIC CAMPUS MASTER PLAN

## APPENDIX M - College of HSS Space Defragmentation Plan



(10.30.2017)

LOUISIANA STATE UNIVERSITY

# LSU COLLEGE OF HUMANITIES AND SOCIAL SCIENCES MASTER PLAN

OCTOBER 2017

LSU





LOUISIANA STATE UNIVERSITY

# LSU COLLEGE OF HUMANITIES AND SOCIAL SCIENCES MASTER PLAN

FALL 2017

**Prepared by:**

NBBJ - Master Planning

**In Collaboration with:**

Dober Lidsky Mathey - Academic Planning

JMZ Architects - Administrative Space Planning

The logo for Louisiana State University, consisting of the letters 'LSU' in a bold, yellow, sans-serif font.



# TABLE OF CONTENTS

## 1.0 EXECUTIVE SUMMARY

## 2.0 MASTERPLAN DIAGRAM

- HSS Current Program Condition Diagram
- HSS Future Proposed Program Condition diagram
- College of Humanities and Social Sciences map
- Existing and Projected Departmental Space

## 3.0 BUILDING STACKING DIAGRAM

- Howe Russell E&W
- Allen Hall
- Prescott
- Stubbs
- Audubon
- Atkinson
- Coates
- Himes
- Hodges Hall
- Hatcher Hall
- Johnston
- Military Building / Chem Engineering Bldg

## 4.0 APPENDIX

- Meeting Notes - HSS Dean Kick-off Meeting
- Meeting Notes - HSS Public Forum
- Meeting Notes - HSS Foreign Languages Att.
- Meeting Notes - HSS Foreign Languages
- Meeting Notes - HSS French
- Meeting Notes - HSS Geography & Anthropology
- Meeting Notes - HSS International Studies
- Meeting Notes - HSS Philosophy & Religious Studies
- Meeting Notes - HSS Sociology
- Meeting Notes - HSS Communication Studies
- Meeting Notes - HSS Faculty Forum
- Meeting Notes - HSS Film & Media Arts Att
- Meeting Notes - HSS Film & Media Arts
- Meeting Notes - HSS History
- Meeting Notes - HSS Military Science
- Meeting Notes - HSS Political Science
- Meeting Notes - HSS Psychology
- Meeting Notes - HSS Communication Science and Disorders
- Meeting Notes - HSS Dean Debrief
- Meeting Notes - HSS English
- LSU College of Humanities and Social Sciences Strategic Plan

# 1.0 EXECUTIVE SUMMARY

## COLLEGE OF HUMANITIES AND SOCIAL STUDIES DEFRAGMENTATION PLAN

A major principle of the campus master plan is a commitment by the university to invest in a multi-phased renovation of buildings that constitute the historic campus core. Accompanied by improvements to the landscape and circulation of the quad, and the proposed removal of Middleton Library and Lockett Hall, the building renovations will contribute to a restoration of the original, historic campus vision. Not only do these initiatives represent stewardship of important physical and cultural assets of the university, and indeed the entire state, but the core renovations also present an important opportunity to improve the quality of the academic space within these landmark buildings.

Embedded within these historic buildings are the departments that constitute the College of Humanities and Social Sciences which, over the years, have become fragmented and often occupy space unsuitable to the current needs of the College. The defragmentation and core renovation plan addresses these issues while reinforcing the historic core – particularly the west side of the quad – as the center of Humanities and Social Sciences. This consolidation of space for the college will produce better departmental adjacencies, provide the college with renovated space, introduce collaborative space for students and faculty and center the administrative home for the college in renovated space in Atkinson Hall. This shift to

Atkinson also envisions the creation of an inter-disciplinary center for the humanities as well as the potential for space that supports the proposed Learning Commons.

The original buildings, while contributing to an exceptional campus environment, are not always well suited to contemporary academic needs – particularly the small footprints that limit larger, flexible, team-based classrooms that are desired today. The buildings are adequate for departmental administrative space, faculty offices and seminar rooms and do serve an important need, particularly for the many departments found in the College of Humanities and Social Science. However they are also in need of HVAC systems upgrades, lighting and interior finish upgrades, and restoration of the exterior building envelopes.

Programmatically, the distribution uses across the historic campus buildings presents a fragmented and inefficient pattern that often splits departmental space between multiple buildings and creates less than ideal adjacencies. This is the result of years of satisfying incremental growth without a broader space master plan or the opportunity to realize comprehensive renovations due to funding limits and the lack of swing space. The fragmentation is also the

product of a restructuring of the Colleges that resulted in the creation of Humanities and Social Sciences.

Through a comprehensive space needs analysis and a series of relocation/defragmentation exercises, with a focused look at the spaces occupied by the College of Humanities and Social Sciences, the strategy for defragmenting and renovating the core campus buildings is summarized by these major space shifts:

- An alignment and concentration of HSS departments on the west side of the historic quad, with a new home for the College and a new inter-disciplinary Humanities Center housed in Atkinson and centered between the consolidated HSS space and the proposed Learning Commons;
- The shift of miscellaneous COS and COE uses off of the core campus, and the consolidation of the Math Department in Coates;
- The conversion of miscellaneous general purpose classrooms in older buildings to accommodate academic growth, and the creation of new classrooms in a strategic addition to Coates;

## MISSION STATEMENT

**The mission of the College of Humanities & Social Sciences is to position our faculty, staff, and students to be visionary leaders in their respective fields.**

- The shift of the President's office and other central administrative uses to Foster Hall from the UAB building;
- The concentration of Academic Affairs and other administrative uses in Himes, T. Boyd, D. Boyd and the concentration of non-core administrative uses in the UAB building, and
- The consolidation of Student Service functions in Pleasant Hall.

These broader campus wide strategies will result in renovated spaces for the majority of the core campus buildings, the creation of contemporary learning environments, the repurposing of older, less flexible classrooms and a logical and more efficient consolidation of currently scattered uses and improvements to academic and administrative departmental adjacencies. These goals will be accommodated through a phased approach summarized by the following major building moves:

**Howe Russell:** Relocate CCE uses to ECE building, move College of Science museum functions from Foster to Howe Russell and convert Howe Russell classrooms to accommodate Geography and Anthropology growth.

**Foster:** Available space created by museum relocation will accommodate move of President's office and administrative space from the University Administration Building.

**Allen:** Relocate Student Life, classrooms, University College and interdisciplinary units to allow growth of English and consolidation and growth of Philosophy and Religious Studies.

**Stubbs:** Relocate classrooms to accommodate growth of Political Science and Sociology.

**Prescott:** Move COS uses (Math) out and into Coates to allow History to move in.

**Audubon:** Relocate classrooms and Psychology to accommodate Communication Studies growth.

**Atkinson:** Move Art & Design uses out (into expanded CA&D facility) and repurpose Atkinson for HSS Dean's office and departmental space, a Humanities Center and potential academic support or other similar uses that are compatible with and would benefit from proximity to the proposed Learning Commons.

**Coates:** Move HSS and COE uses out to accommodate principally Math and new classrooms supported by a proposed Coates addition. In the interim, Coates will serve as a swing building to enable the HSS renovations on the West side of the quadrangle. Black Box space from Communication Studies will likely remain given ceiling height requirements.

**Himes:** Move HSS uses out of Himes to accommodate Academic Affairs space.

**Hodges:** Relocate HSS administrative space to Atkinson to accommodate Foreign Language growth.

**Hatcher:** Relocate various academic uses to accommodate growth of Communication Sciences and Disorders and move in University College administrative space.

**Johnston:** Relocate NCBRT, University Press and Student Life/ Enrollment to allow consolidation and growth of Psychology.

**Military Science / Chem. Engineering Building:** With the master plan proposal to demolish the existing Military Science Building, it is proposed that the Department would move into the vacant Chemical Engineering Building or a new academic building depending on timing.

The majority of the core campus moves propose to defragment and create more logical adjacencies for HSS – with a focus on the west side of the core campus. Much of the anticipated right sizing and growth for these departments is accommodated through the selective repurposing of existing classrooms – many of which are not well suited nor appropriately scaled for contemporary use given the space limitations of the older buildings.

New replacement classrooms to make up for these conversions are proposed in a strategic addition to the east side of Coates Hall as well as a potential addition to the west side of Johnston Hall. Likewise, the conversion of Atkinson to a Humanities Center will also present the opportunity for additional general purpose classrooms. These strategies ensure that there will still be a concentration of general purpose classrooms in and near the historic core, even as Lockett Hall and Tureaud Hall are proposed to be demolished eventually. The balance of new and replacement classrooms will be in new academic buildings in the South Academic and Research district, but a distribution of classrooms across the campus remains an important goal of the master plan.

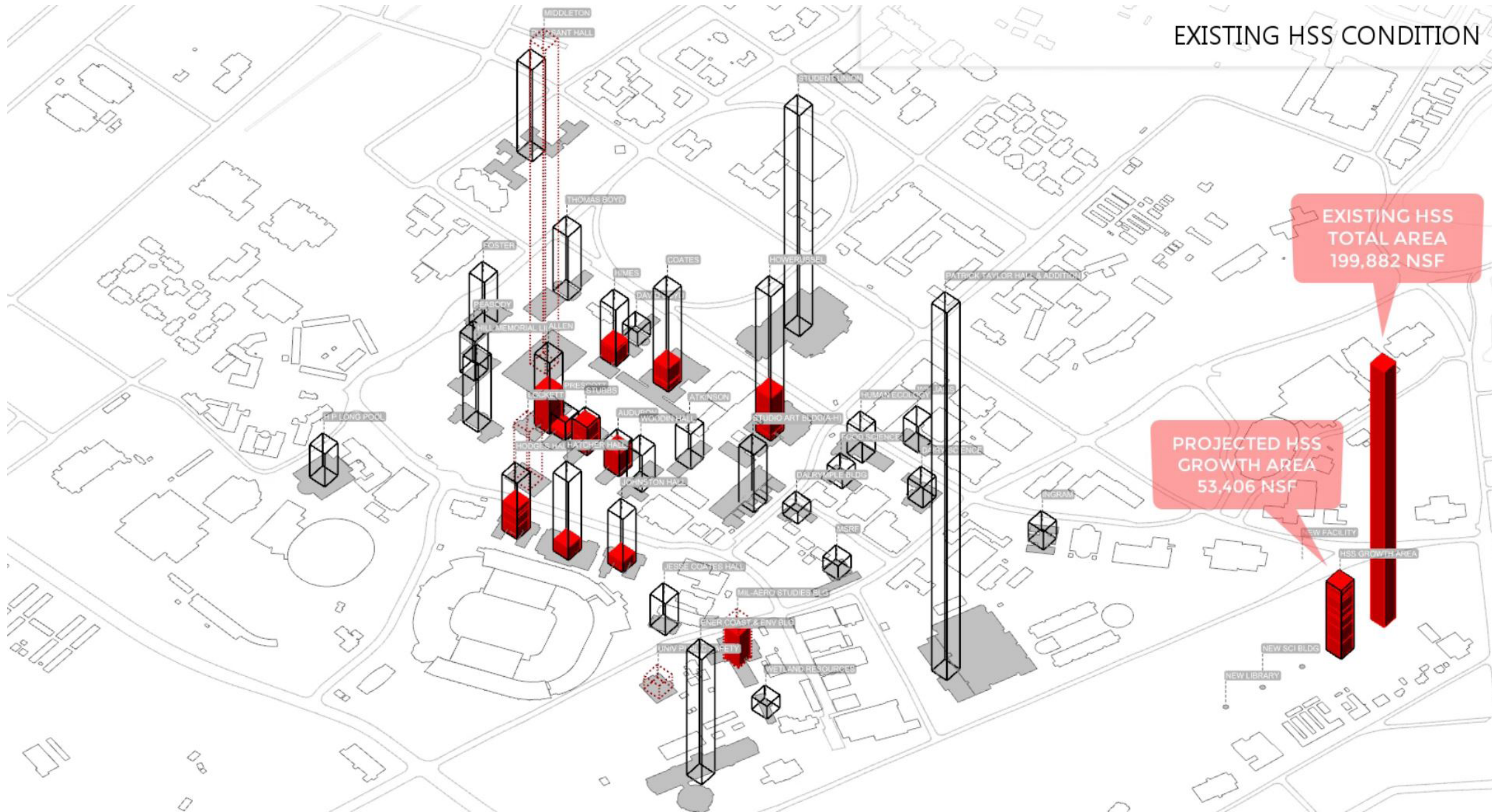




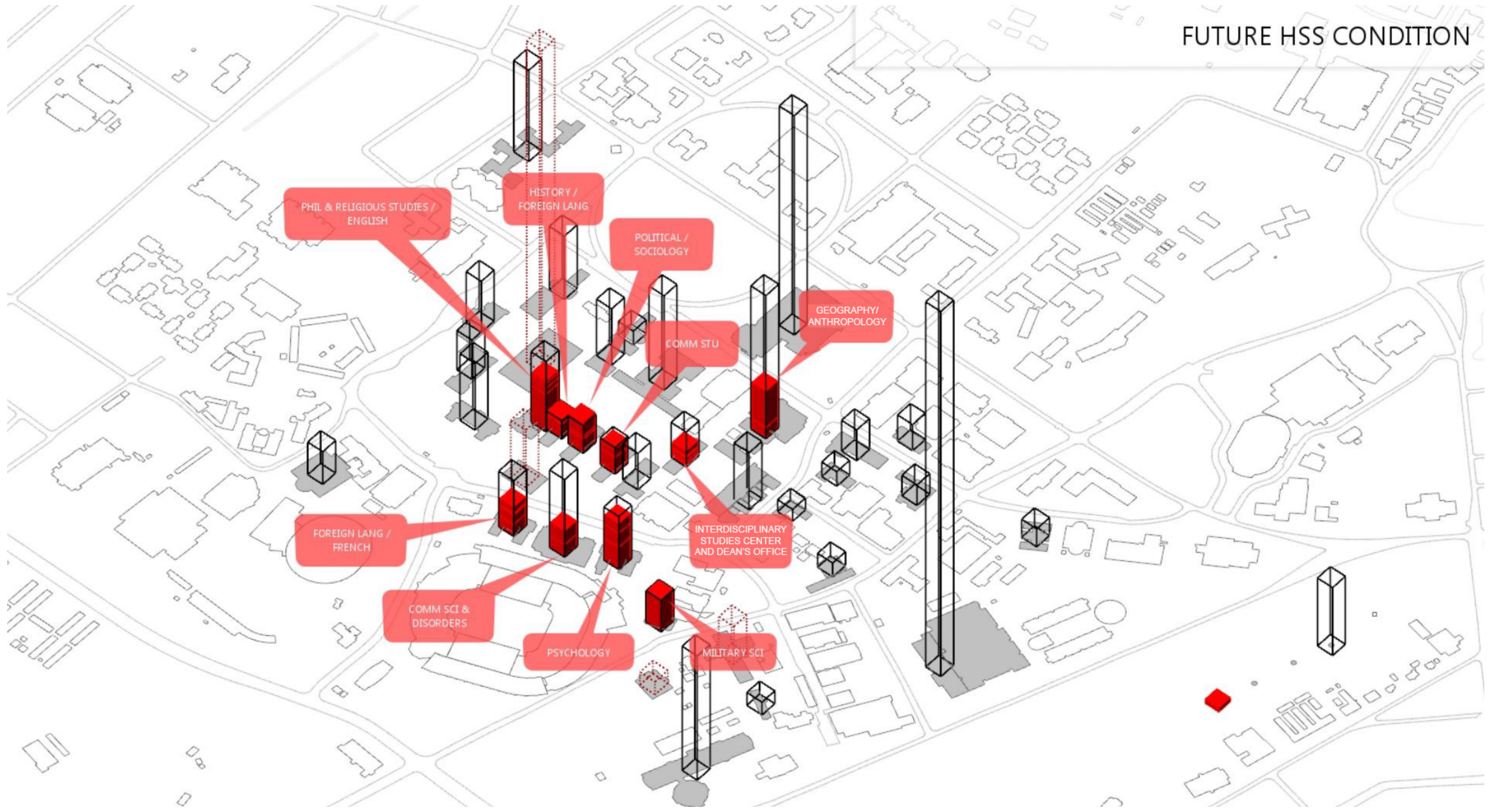


# 2.0 MASTERPLAN DIAGRAM

- HSS CURRENT PROGRAM CONDITION DIAGRAM
- HSS FUTURE PROPOSED PROGRAM CONDITION DIAGRAM
- COLLEGE OF HUMANITIES AND SOCIAL SCIENCES MAP
- EXISTING AND PROJECTED DEPARTMENTAL SPACE

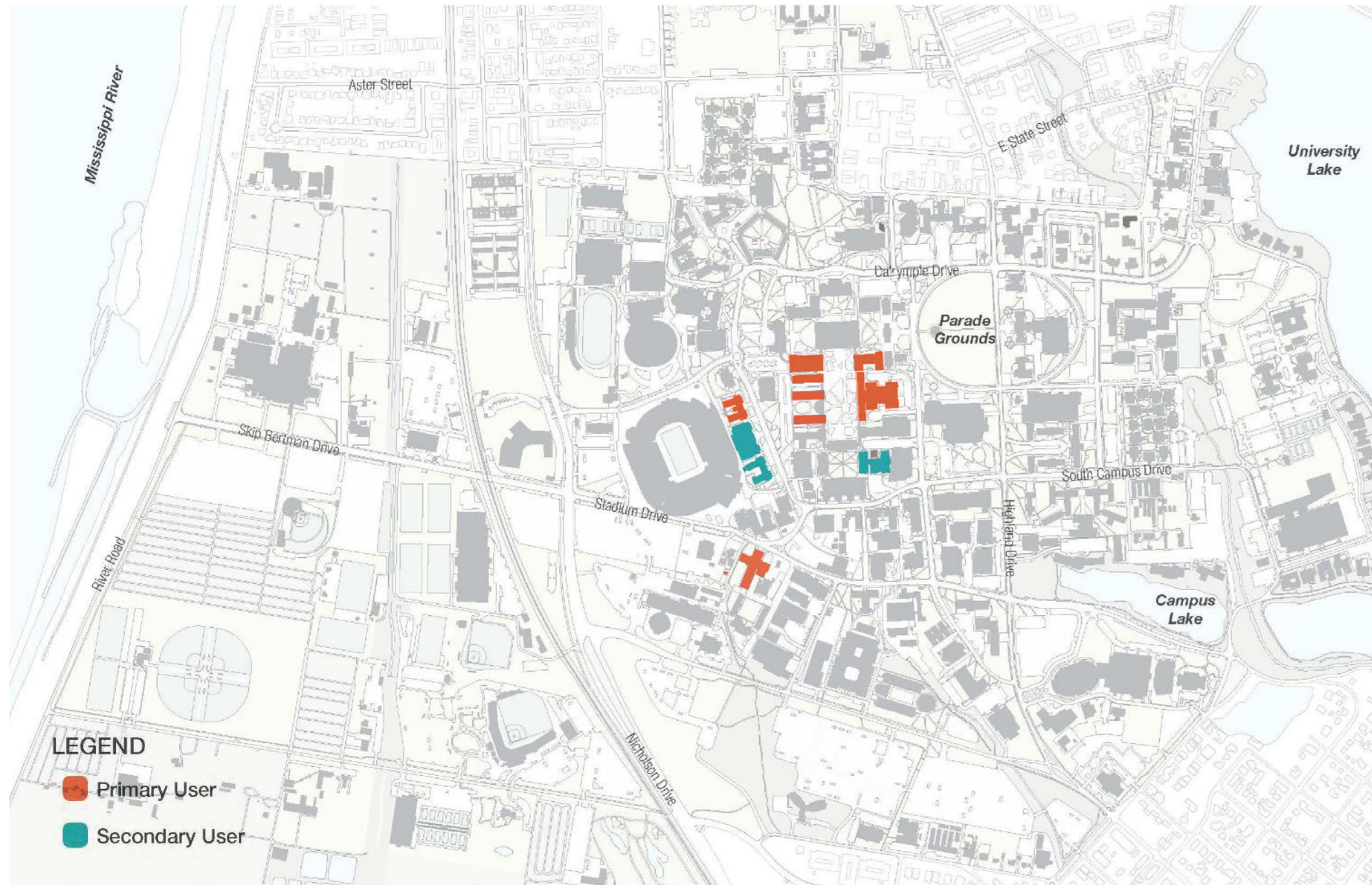


HSS CURRENT PROGRAM CONDITION DIAGRAM



# FUTURE HSS CONDITION

HSS FUTURE PROPOSED PROGRAM CONDITION DIAGRAM



COLLEGE OF HUMANITIES AND SOCIAL SCIENCES MAP

# COLLEGE OF HUMANITIES AND SOCIAL SCIENCES

## EXISTING AND PROJECTED DEPARTMENTAL SPACE

Net Assignable Square Feet

Department	2016 Existing NASF	Right Sized NASF	Difference	Projected Growth	Total With Growth
Dean's Spaces	11,992	11,992	0	1,200	13,192
Communication Sciences & Disorders	9,241	15,291	6,050	4,966	20,257
Communication Studies	12,488	19,174	6,686	9	19,183
English	28,771	30,727	1,956	1,904	32,631
Film and Media	0	0	0	0	0
Foreign Language and Literature	13,195	16,794	3,599	904	17,698
French Studies	7,266	7,984	718	965	8,949
Geography and Anthropology	32,395	34,459	2,064	5,941	40,400
History	11,247	10,904	-343	-8	10,896
Philosophy and Religious Studies	4,627	7,251	2,624	-388	6,863
Political Science	9,453	10,698	1,245	496	11,194
Psychology	24,547	28,668	4,121	7,015	35,683
Sociology	10,284	10,672	388	1,771	12,443



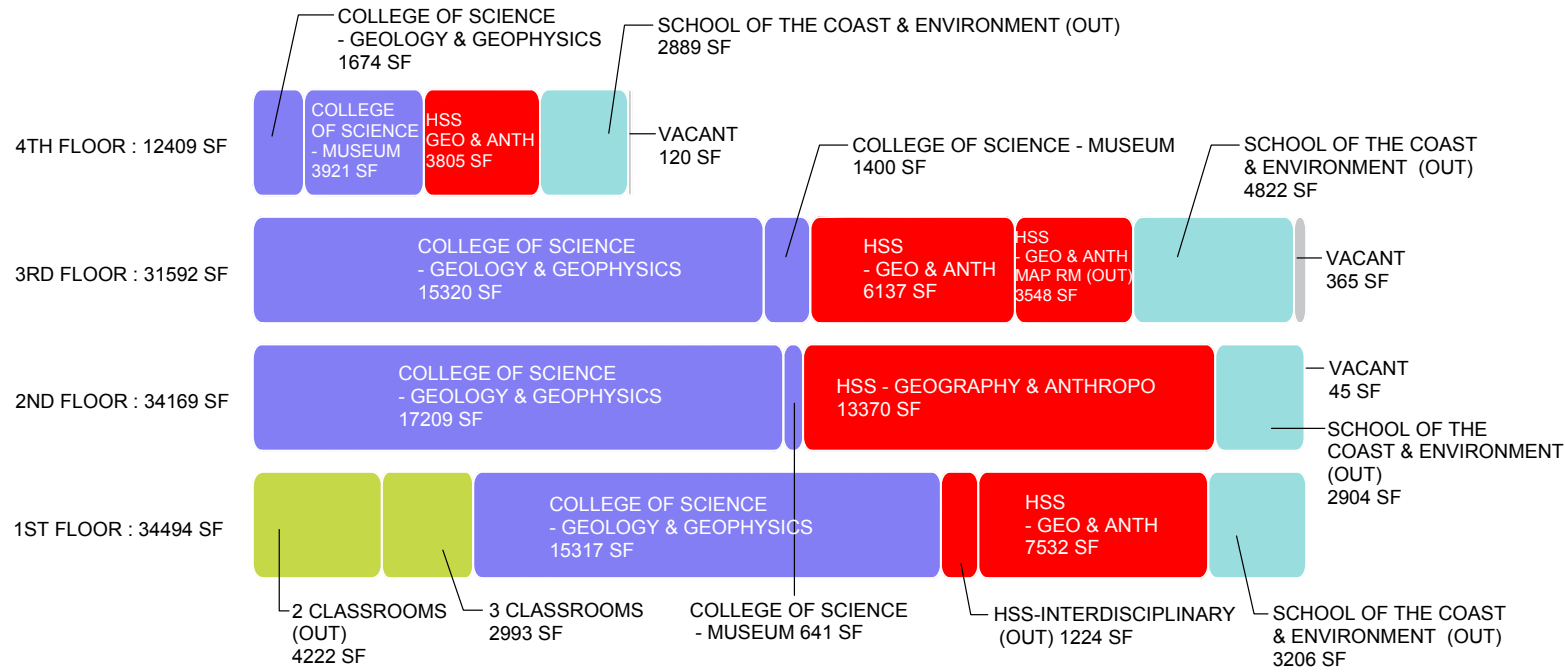
# 3.0 BUILDING STACKING DIAGRAM

- HOWE RUSSELL E&W
- ALLEN HALL
- PRESCOTT
- STUBBS
- AUDUBON
- ATKINSON
- COATES
- HIMES
- HODGES HALL
- HATCHER HALL
- JOHNSTON
- MILITARY BUILDING / CHEM ENGINEERING BLDG



# HOWE RUSSELL E&W

## CURRENT PROGRAM STACKING DIAGRAM



CURRENT PROGRAM	RELOCATION	NSF
VACANT	VACANT	530
SCHOOL OF THE COAST & ENVIROMENT	MOVE OUT	13,821
COLLEGE OF SCIENCE - MUSEUM	STAY	5,962
COLLEGE OF SCIENCE - GEOLOGY & GEOPHYSICS	STAY	49,520
3 CLASSROOMS	STAY	2,993
2 CLASSROOMS	MOVE OUT	4,222
HSS - INTERDISCIPLINARY	MOVE OUT	1,224
HSS - GEOGRAPHY & ANTHROPO	STAY	30,844
HSS - GEOGTAPHY MAP ROOM	MOVE OUT	3,548
<b>TOTAL AREA</b>		<b>112,664</b>

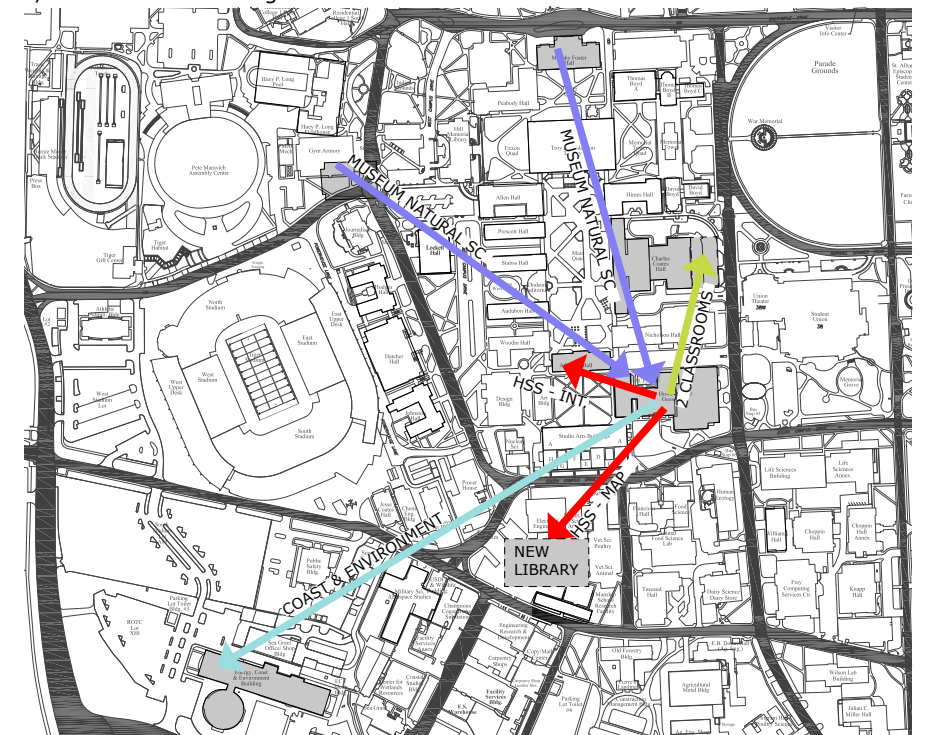
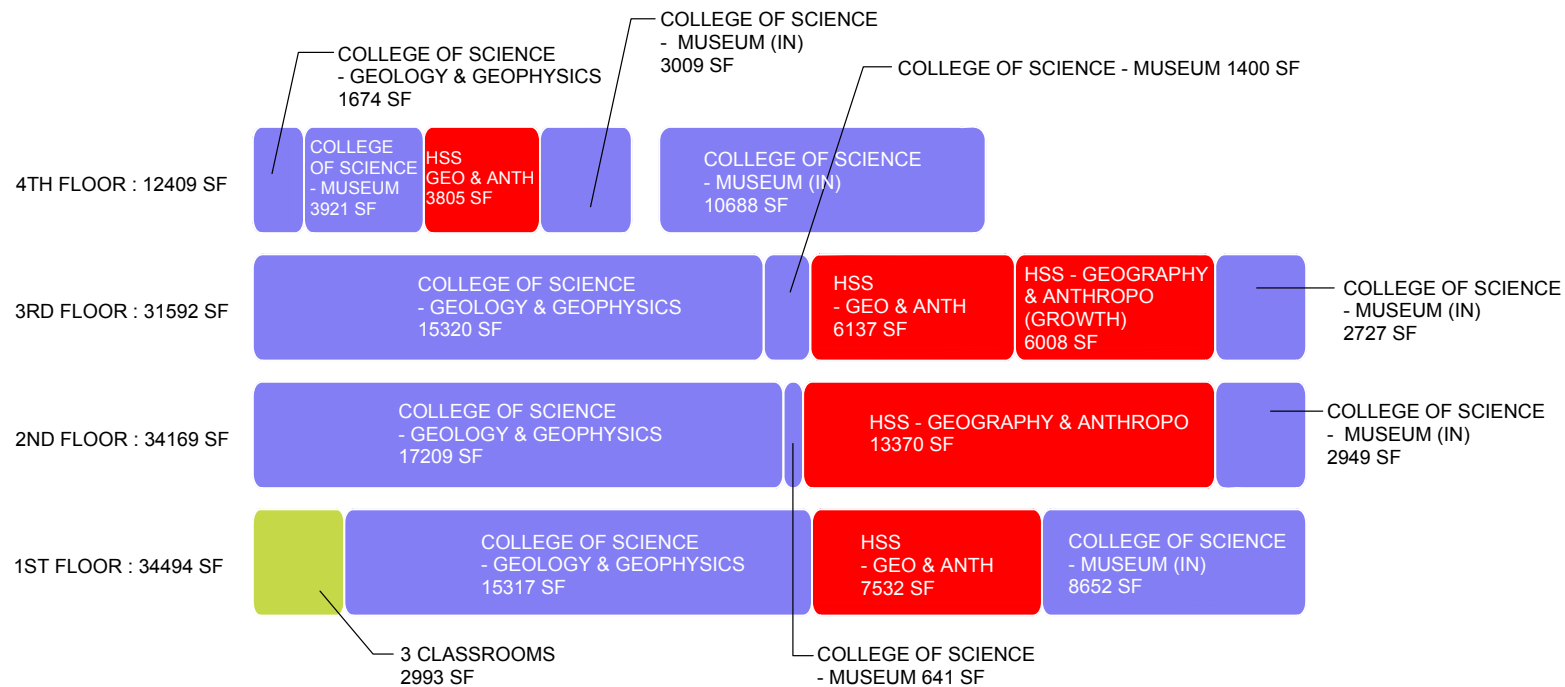
FUTURE PROGRAM	RELOCATION	NSF
COLLEGE OF SCIENCE - MUSEUM	MOVE IN	28,025
COLLEGE OF SCIENCE - MUSEUM	STAY	5,962
COLLEGE OF SCIENCE - GEOLOGY & GEOPHYSICS	STAY	49,520
3 CLASSROOMS	STAY	2,993
HSS - GEOGRAPHY & ANTHROPO	STAY	30,844
HSS - GEOGRAPHY & ANTHROPO (RIGHT SIZED)	GROWTH	67
HSS - GEOGRAPHY & ANTHROPO (PROJECTED)	GROWTH	5,941
<b>TOTAL AREA</b>		<b>123,352</b>

**SURPLUS/DEFICIT AREA** **-10,688**\*

\* The deficit is attributed to the total existing NASF for the museum. Alternatives for accommodating the museum would be a small addition to Howe Russell (to the south next to Fine Arts), or moving the museum or another COS program into the proposed science building depending on the timing of that project. Another alternative is to keep the museum in Foster until the Science building is built. Also, a more detailed program analysis of the museum should be done to determine its actual space needs.

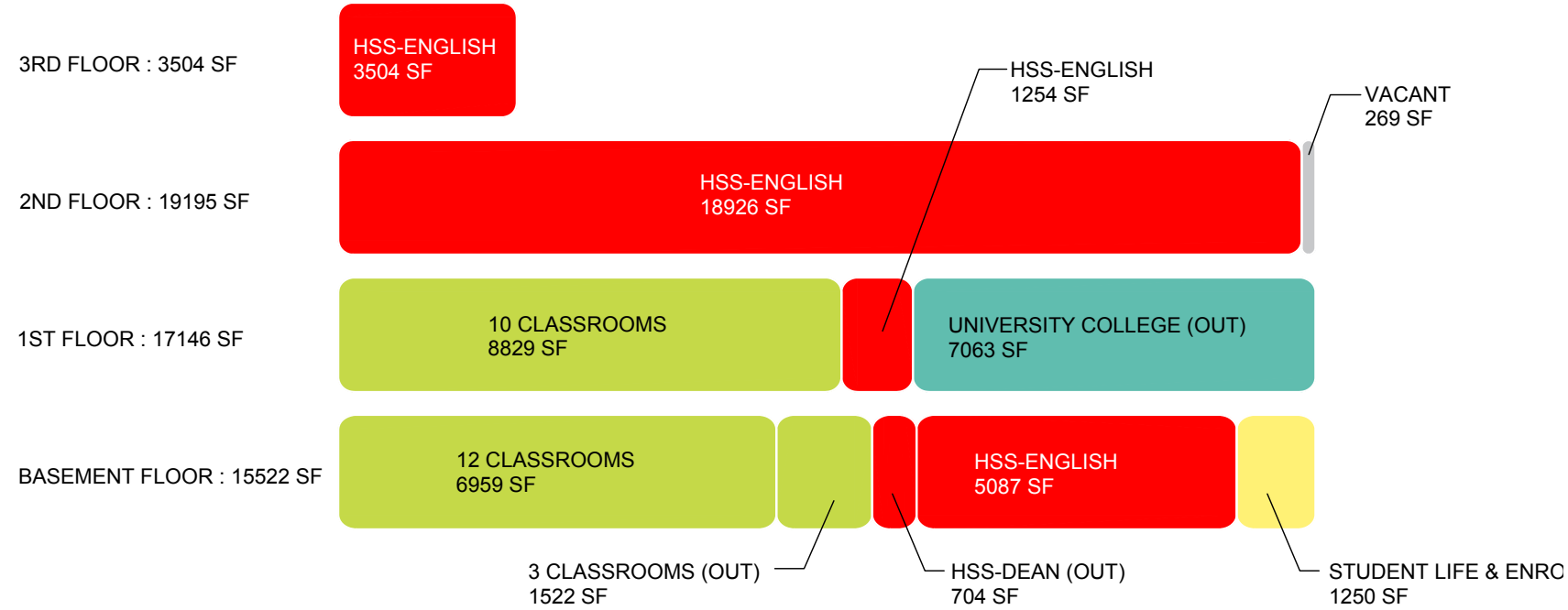
Note: COS Planning study identified 6,051 NASF for museum and recommends 7,750 NASF for future growth.

## FUTURE PROGRAM POTENTIAL STACKING DIAGRAM

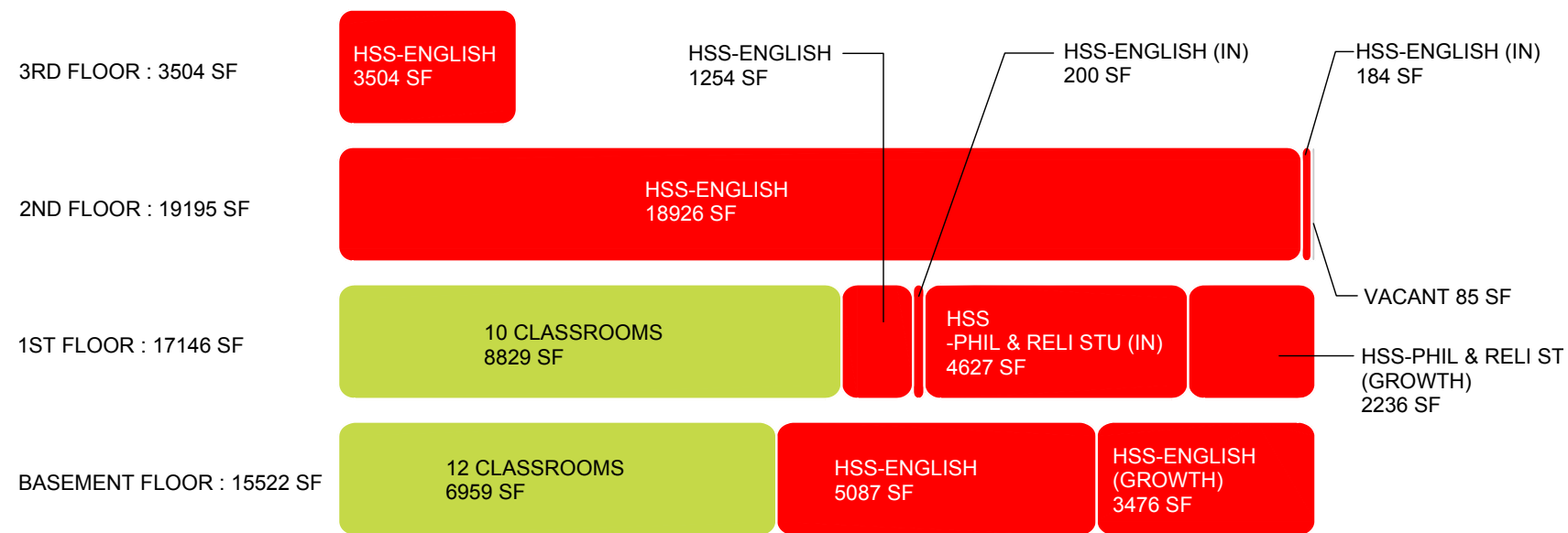


# ALLEN HALL

## CURRENT PROGRAM STACKING DIAGRAM



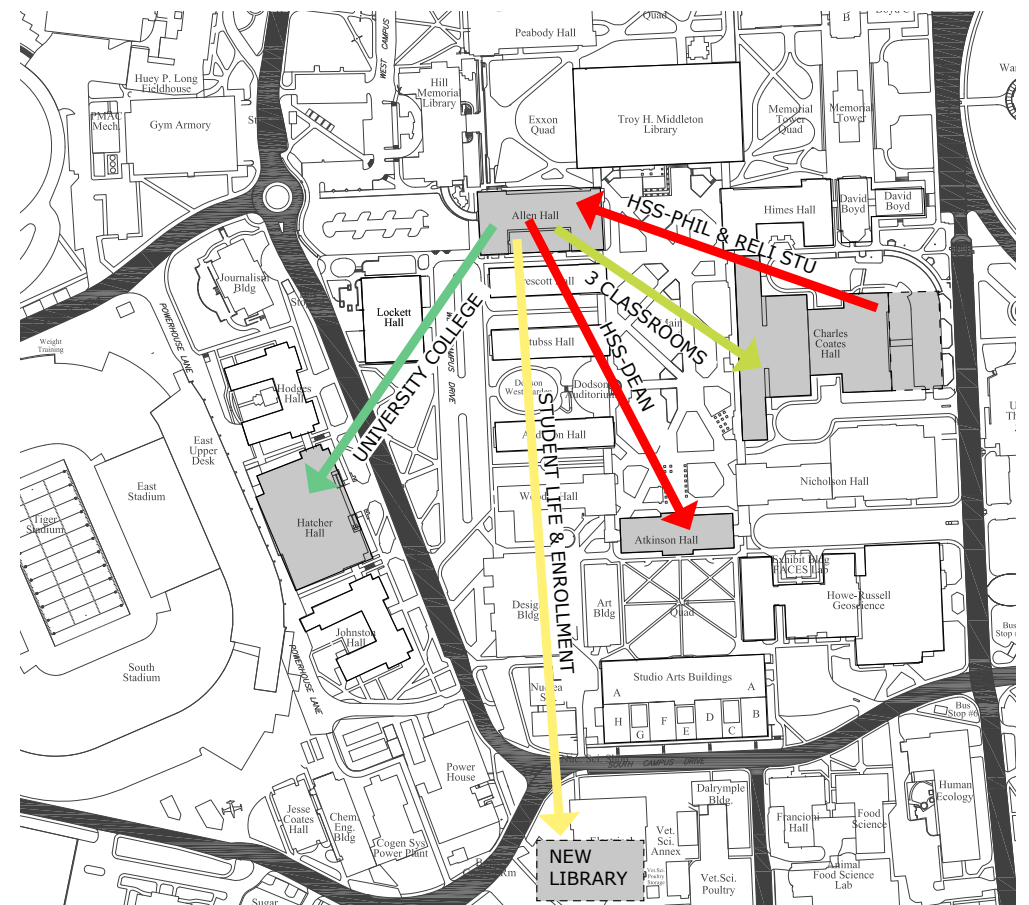
## FUTURE PROGRAM POTENTIAL STACKING DIAGRAM



CURRENT PROGRAM	RELOCATION	NSF
VACANT	VACANT	269
UNIVERSITY COLLEGE	MOVE OUT	7,063
STUDENT LIFE & ENROLLMENT	MOVE OUT	1,250
22 CLASSROOMS	STAY	15,788
3 CLASSROOMS	MOVE OUT	1,522
HSS - DEAN	MOVE OUT	704
HSS - ENGLISH	STAY	28,771
<b>TOTAL AREA</b>		<b>55,367</b>

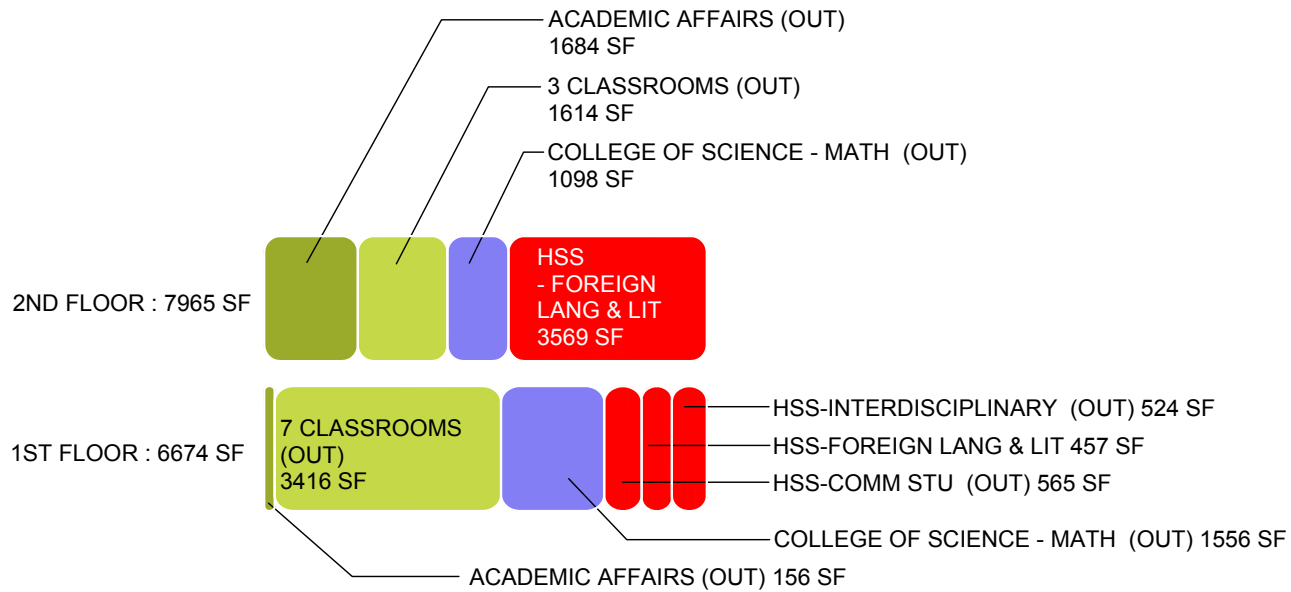
FUTURE PROGRAM	RELOCATION	NSF
22 CLASSROOMS	STAY	15,788
HSS - ENGLISH	STAY	28,771
HSS - ENGLISH (RIGHT SIZED)	GROWTH	1,956
HSS - ENGLISH (PROJECTED)	GROWTH	1,904
HSS - PHIL & RELI STU	MOVE IN	4,627
HSS - PHIL & RELI STU (RIGHT SIZED)	GROWTH	2,624
HSS - PHIL & RELI STU (PROJECTED)	GROWTH	-388
<b>TOTAL AREA</b>		<b>55,282</b>

<b>SURPLUS/DEFICIT AREA</b>	<b>85</b>
-----------------------------	-----------

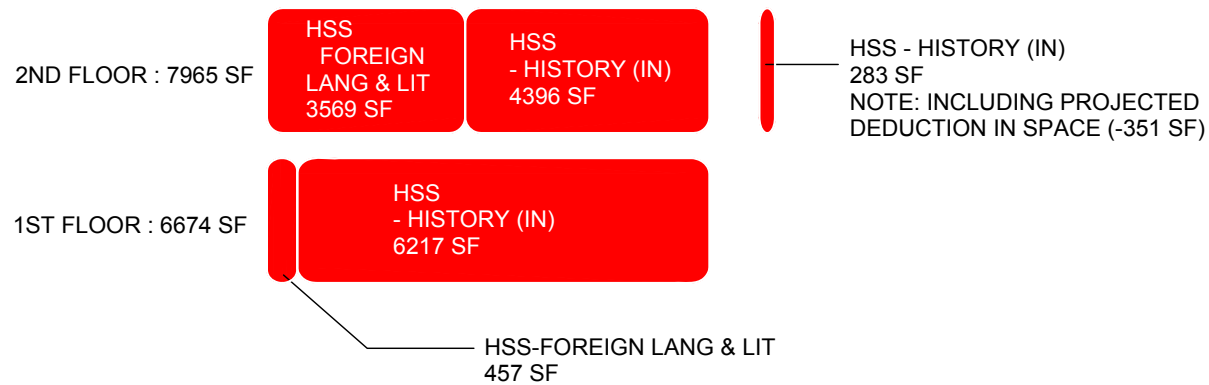


# PRESCOTT

## CURRENT PROGRAM STACKING DIAGRAM



## FUTURE PROGRAM POTENTIAL STACKING DIAGRAM

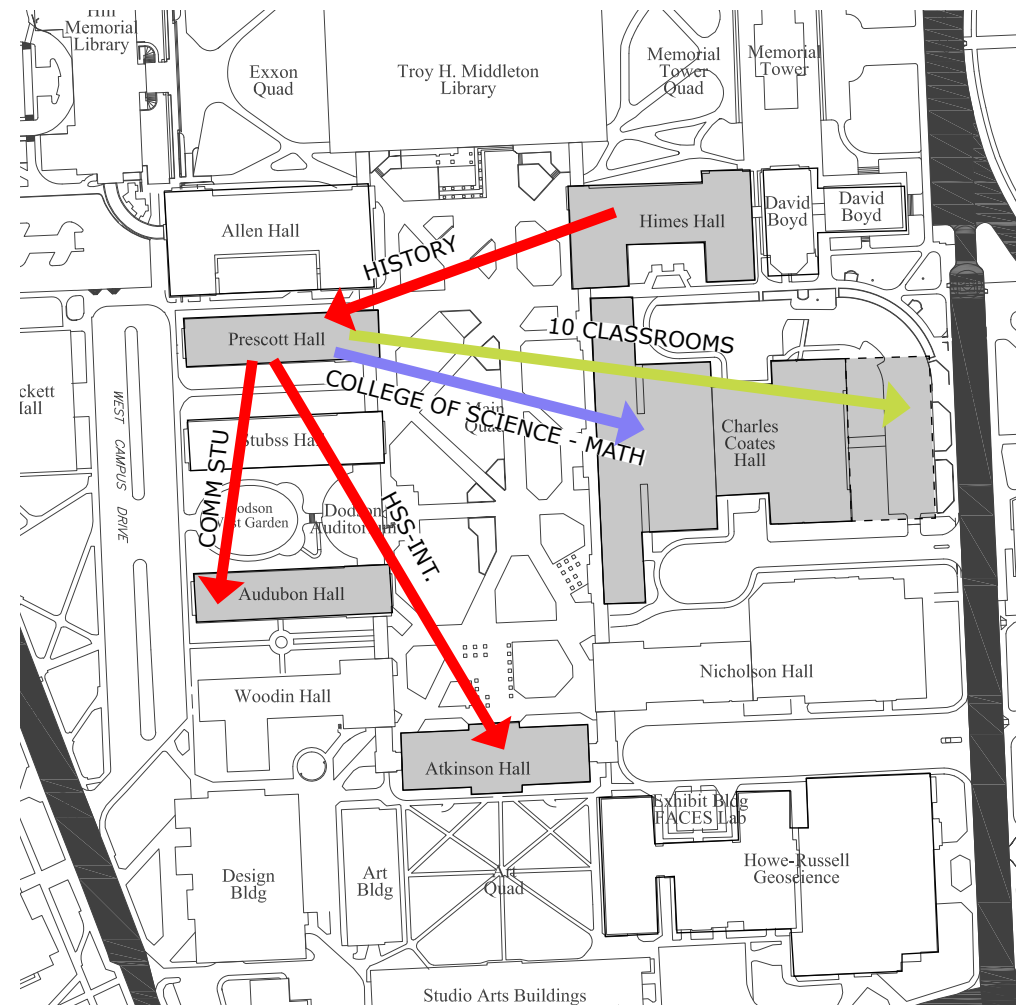


CURRENT PROGRAM	RELOCATION	NSF
COLLEGE OF SCIENCE	MOVE OUT	2,654
10 CLASSROOMS	MOVE OUT	5,030
ACADEMIC AFFAIRS	MOVE OUT	1,840
HSS - COMMUNICATION STUDIES	MOVE OUT	565
HSS - INTERDISCIPLINARY	MOVE OUT	524
HSS - FOREIGN LANG	STAY	4,026
<b>TOTAL AREA</b>		<b>14,639</b>

FUTURE PROGRAM	RELOCATION	NSF
HSS - FOREIGN LANG	STAY	4,026
HSS - HISTORY	MOVE IN	11,247
HSS - HISTORY (GROWTH)	REDUCED SPACE	-351 *
<b>TOTAL AREA</b>		<b>14,922</b>

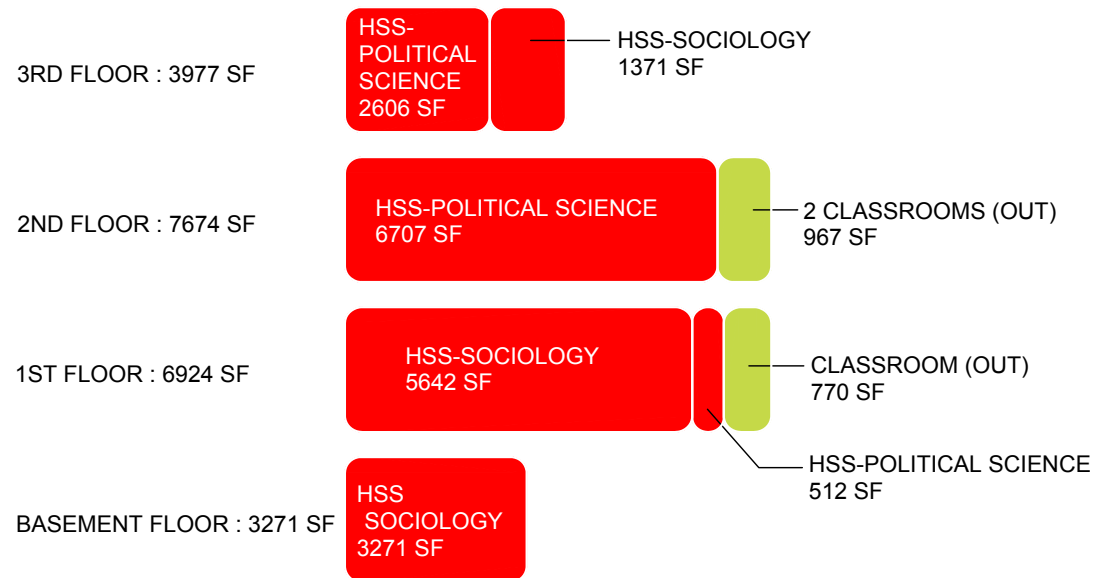
SURPLUS/DEFICIT AREA		
		<b>-283</b>

\*History program is projected to be reduced by 351 SF.

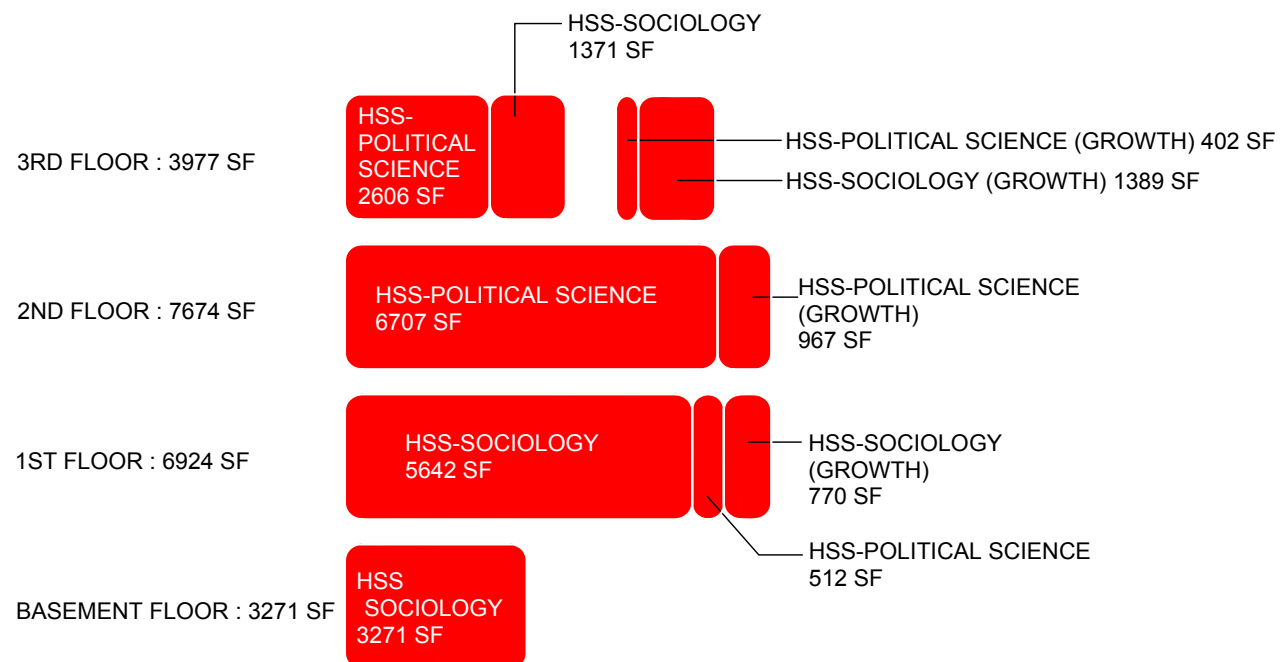


# STUBBS

## CURRENT PROGRAM STACKING DIAGRAM



## FUTURE PROGRAM POTENTIAL STACKING DIAGRAM

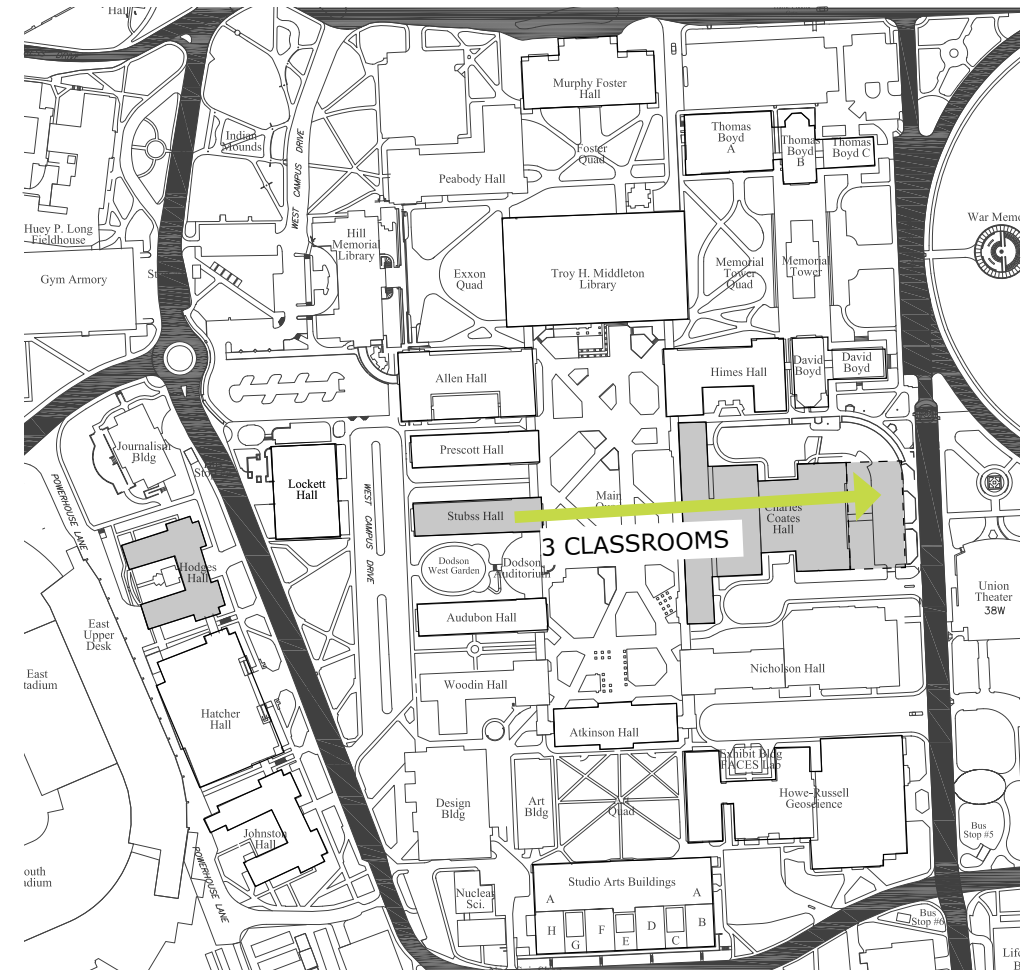


CURRENT PROGRAM	RELOCATION	NSF
3 CLASSROOMS	MOVE OUT	1,737
HSS - SOCIOLOGY	STAY	10,284
HSS - POLITICAL SCI	STAY	9,825
<b>TOTAL AREA</b>		<b>21,846</b>

FUTURE PROGRAM	RELOCATION	NSF
HSS - POLITICAL SCI	STAY	9,825
HSS - POLITICAL SCI (RIGHT SIZED)	GROWTH	873
HSS - POLITICAL SCI (PROJECTED)	GROWTH	496
HSS - SOCIOLOGY	STAY	10,284
HSS - SOCIOLOGY (RIGHT SIZED)	GROWTH	388
HSS - SOCIOLOGY (PROJECTED)	GROWTH	1,771
<b>TOTAL AREA</b>		<b>23,637</b>

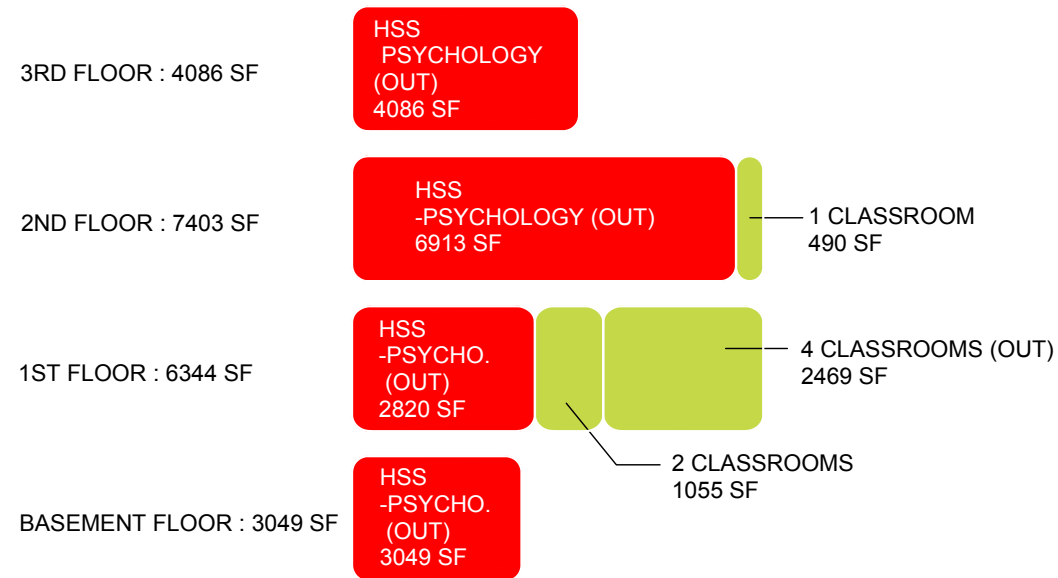
<b>SURPLUS/DEFICIT AREA</b>		<b>-1,791 *</b>
-----------------------------	--	-----------------

\*No classrooms left in Stubbs.

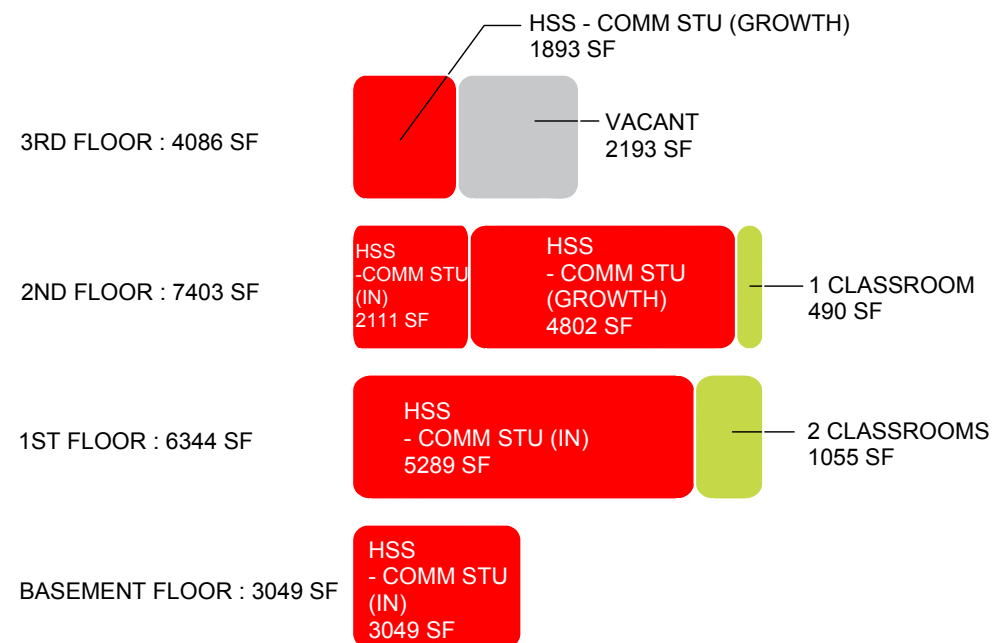


# AUDUBON

## CURRENT PROGRAM STACKING DIAGRAM



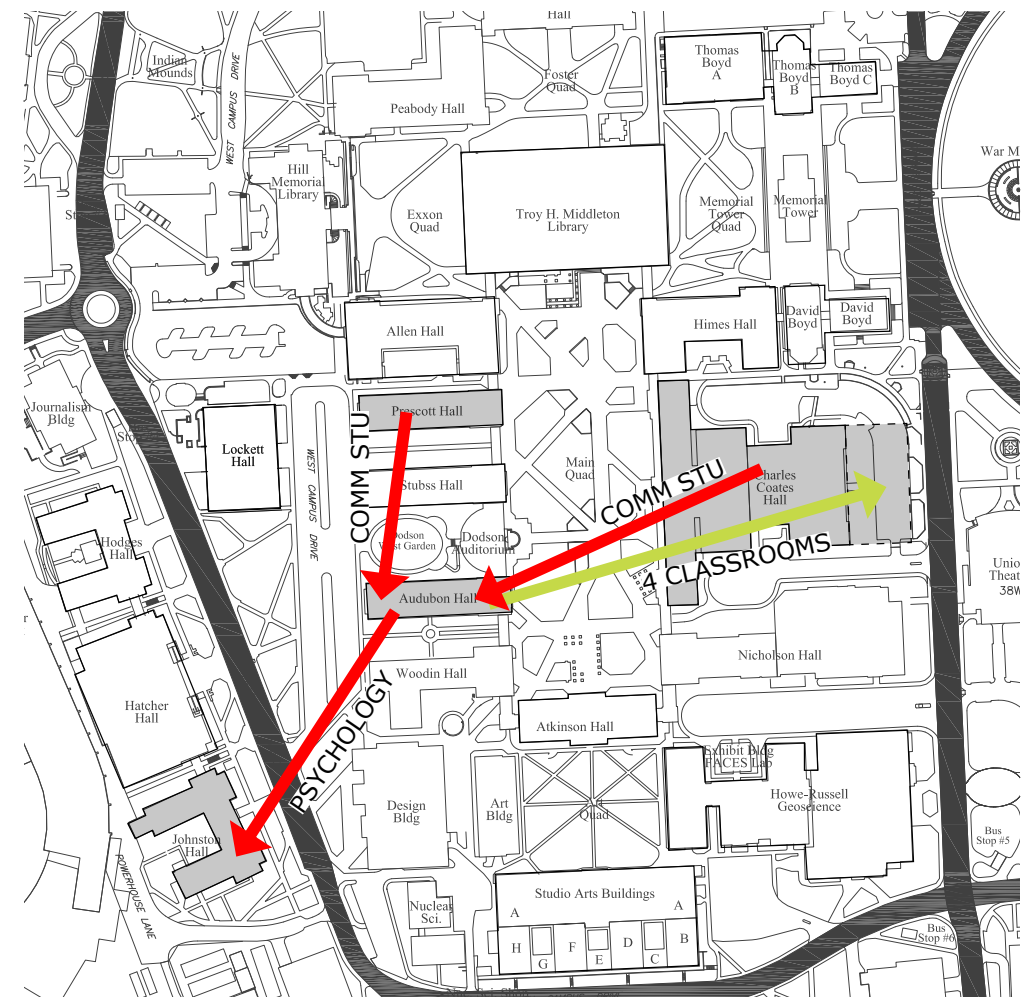
## FUTURE PROGRAM POTENTIAL STACKING DIAGRAM



CURRENT PROGRAM	RELOCATION	NSF
4 CLASSROOMS	MOVE OUT	2,469
3 CLASSROOMS	STAY	1,545
PSYCHOLOGY	MOVE OUT	16,868
<b>TOTAL AREA</b>		<b>20,882</b>

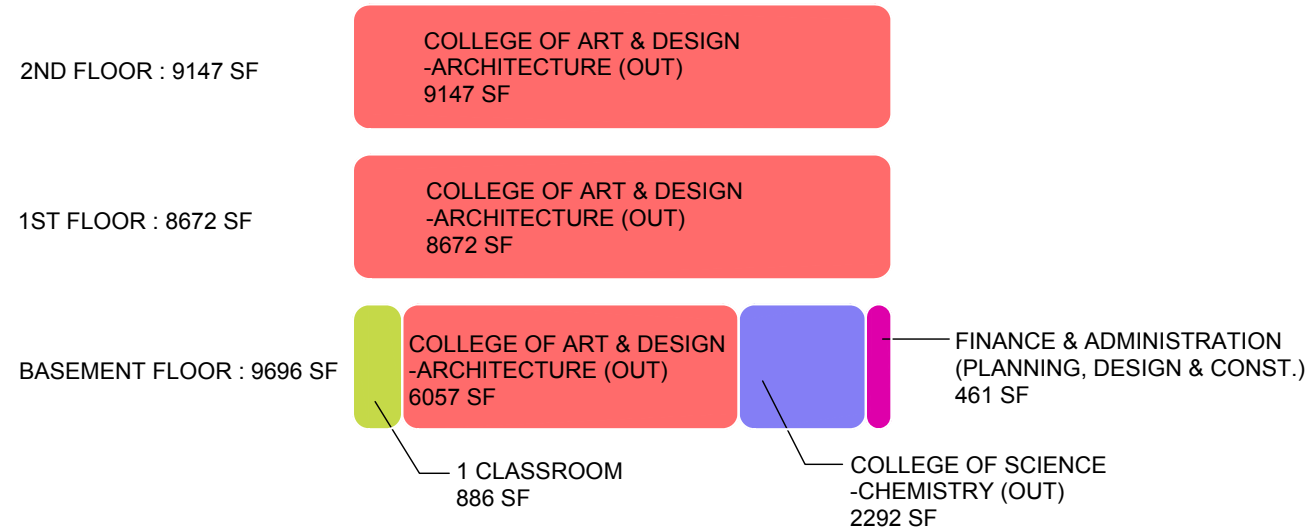
FUTURE PROGRAM	RELOCATION	NSF
3 CLASSROOMS	STAY	1,545
HSS - COMM STUDIES	MOVE IN	10,449
HSS - COMM STUDIES (RIGHT SIZED)	GROWTH	6,686
HSS - COMM STUDIES (PROJECTED)	GROWTH	9
<b>TOTAL AREA</b>		<b>18,689</b>

SURPLUS/DEFICIT AREA		2,193
----------------------	--	-------



# ATKINSON

## CURRENT PROGRAM STACKING DIAGRAM



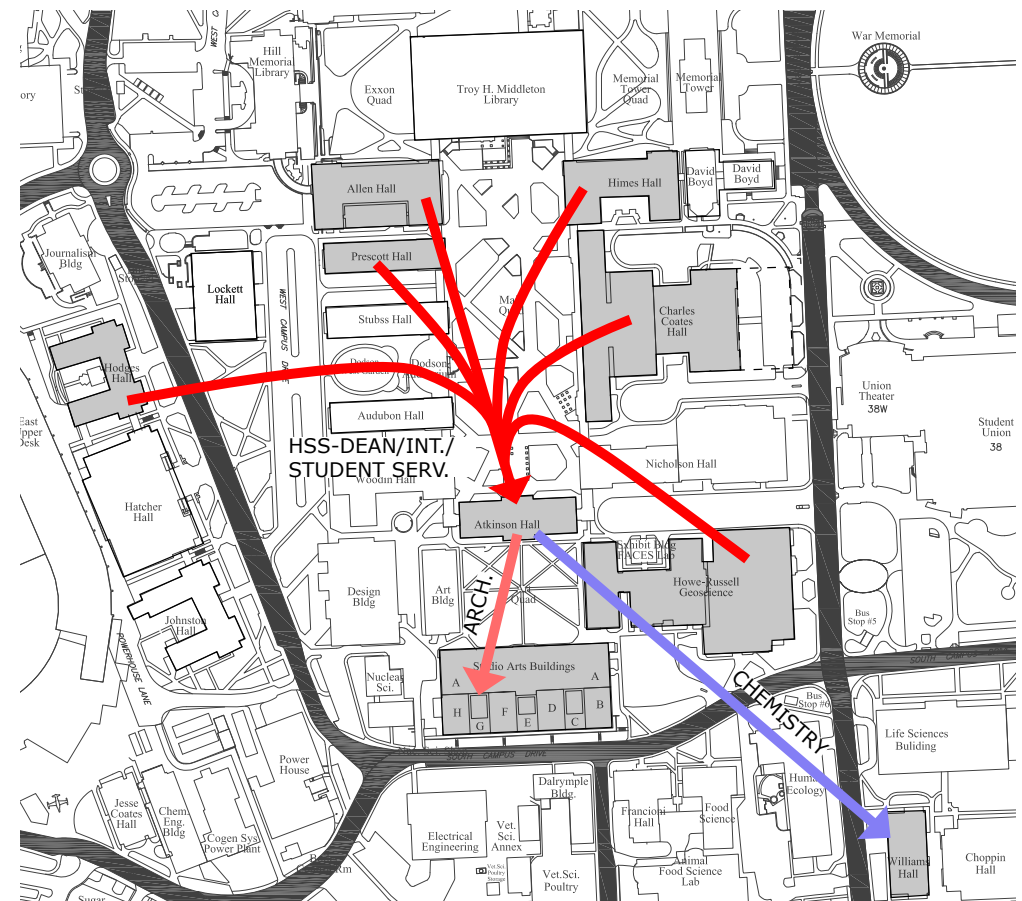
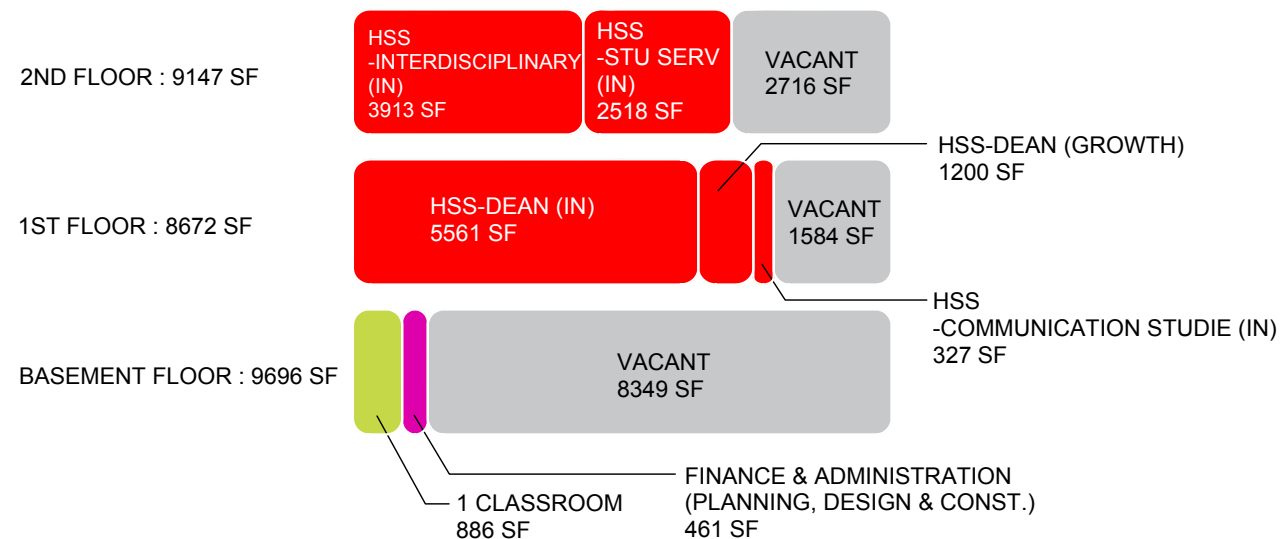
CURRENT PROGRAM	RELOCATION	NSF
COLLEGE OF SCIENCE	MOVE OUT	2,292
COLLEGE OF ART & DESIGN	MOVE OUT	23,876
1 CLASSROOM	STAY	886
FINANCE & ADMINISTRATION	STAY	461
<b>TOTAL AREA</b>		<b>27,515</b>

FUTURE PROGRAM	RELOCATION	NSF
1 CLASSROOM	STAY	886
FINANCE & ADMINISTRATION	STAY	461
HSS - DEAN	MOVE IN	5,561
HSS - DEAN (PROJECTED)	GROWTH	1,200
HSS - STUDENT SERVICE	MOVE IN	2,518
HSS - INTERDISCIPLINARY	MOVE IN	3,913
HSS - COMM STUDIES	MOVE IN	327
<b>TOTAL AREA</b>		<b>14,866</b>

SURPLUS/DEFICIT AREA	NSF
	<b>12,649</b>

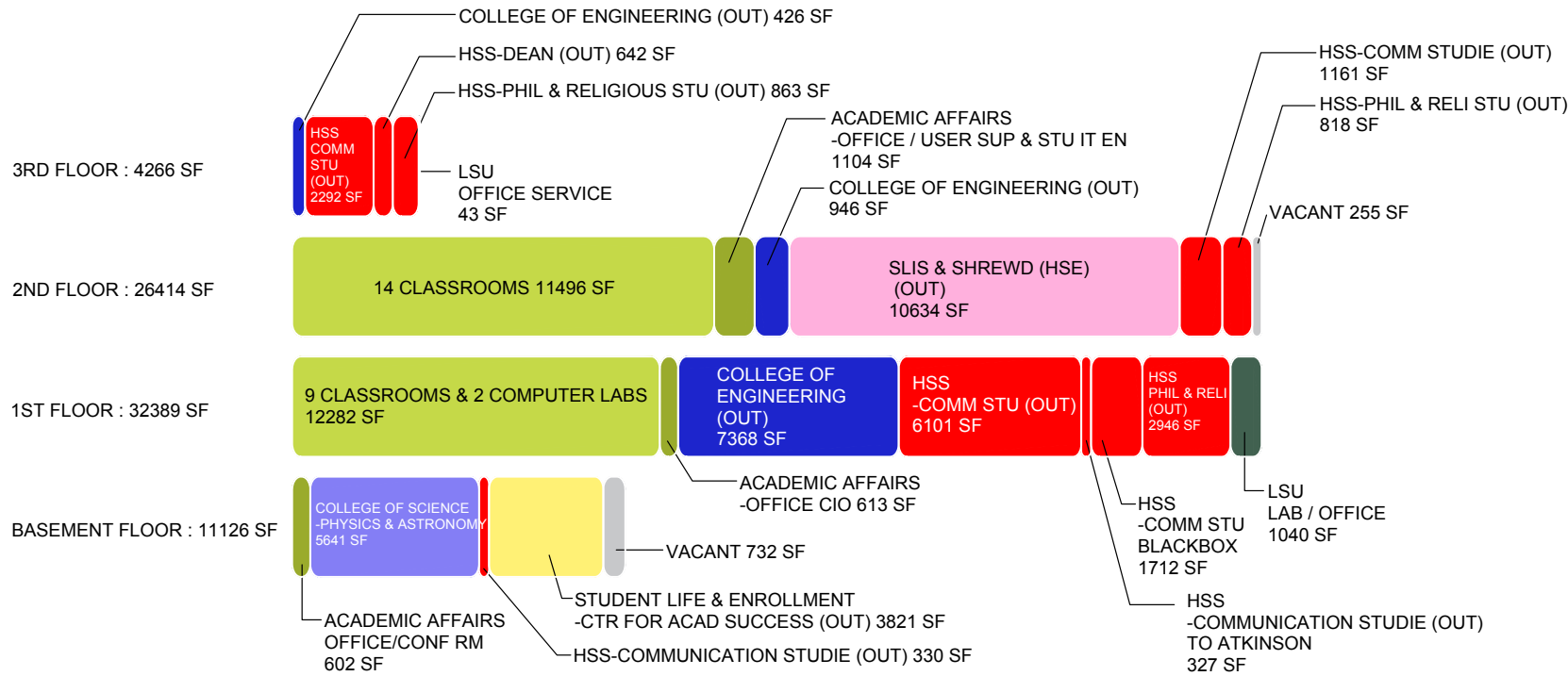
\*Contingent on the College of Design consolidating and expanding in the Design Building addition. Additional future growth for HSS Dean's Office could be accommodated in Atkinson surplus.

## FUTURE PROGRAM POTENTIAL STACKING DIAGRAM

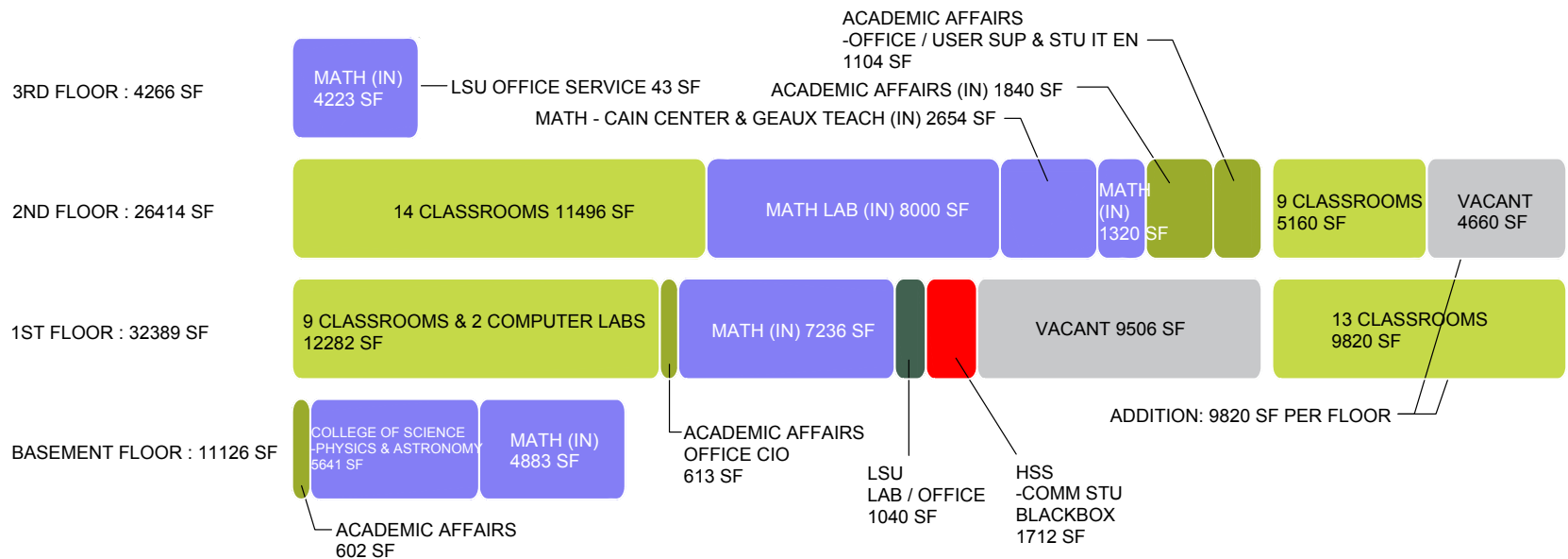


# COATES

## CURRENT PROGRAM STACKING DIAGRAM



## FUTURE PROGRAM POTENTIAL STACKING DIAGRAM

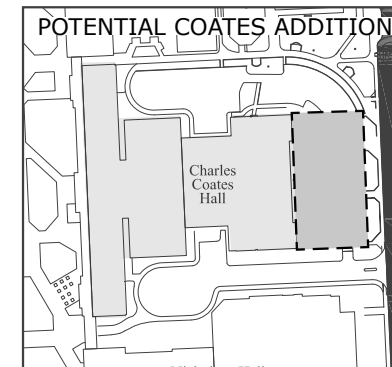
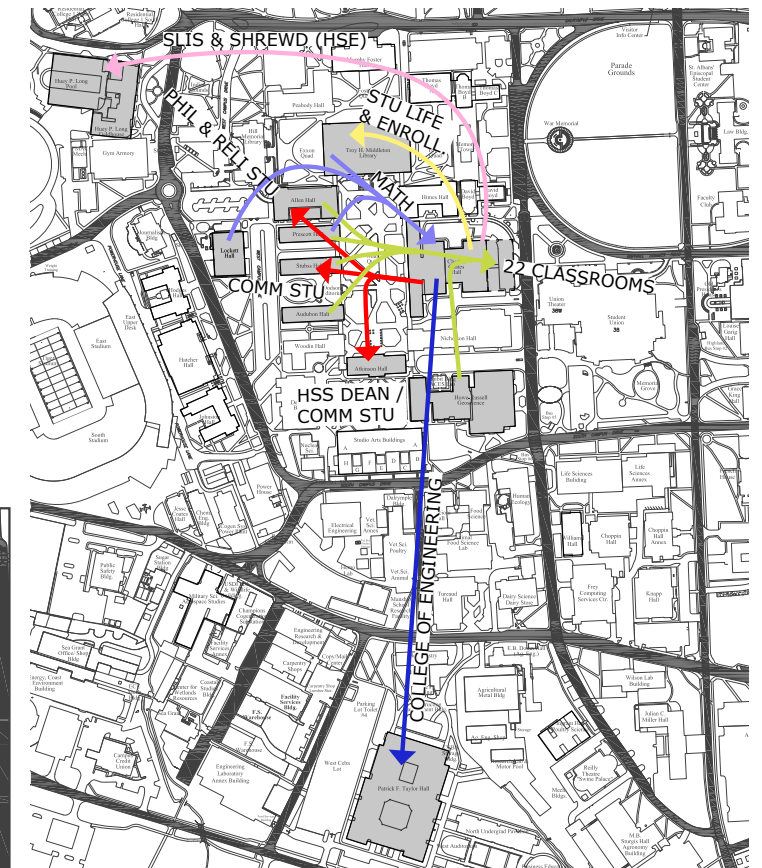


CURRENT PROGRAM	RELOCATION	NSF
VACANT	VACANT	987
COLLEGE OF SCIENCE - PHYSICS & ASTRONOMY	STAY	5,641
SLIS & SHREWD (HSE)	MOVE OUT	10,634
COLLEGE OF ENGINEERING	MOVE OUT	8,740
STUDENT LIFE & ENROLLMENT	MOVE OUT	3,821
23 CLASSROOMS & 2 COMPUTER LABS	STAY	23,778
ACADEMIC AFFAIRS	STAY	2,319
LSU (LAB/OFFICE)	STAY	1,083
HSS - COMMUNICATION STUDIES BLACKBOX	STAY	1,712
HSS - COMMUNICATION STUDIES	MOVE OUT	9,884
HSS - COMMUNICATION STUDIES (TO ATKINSON)	MOVE OUT	327
HSS - DEAN	MOVE OUT	642
HSS - PHIL & RELI STU	MOVE OUT	4,627
<b>TOTAL AREA</b>		<b>74,195</b>

FUTURE PROGRAM	RELOCATION	NSF
COLLEGE OF SCIENCE - MATH LAB	MOVE IN	8,000
COLLEGE OF SCIENCE - MATH	MOVE IN	17,662
MATH (CAIN CENTER AND GEAX TEACH)	MOVE IN	2,654
COLLEGE OF SCIENCE - PHYSICS & ASTRONOMY	STAY	5,641
22 CLASSROOMS	MOVE IN	14,980
23 CLASSROOMS & 2 COMPUTER LABS	STAY	23,778
ACADEMIC AFFAIRS - INST PARTNER IN ED	MOVE IN	1,840
ACADEMIC AFFAIRS	STAY	2,319
HSS - COMMUNICATION STUDIES BLACKBOX	STAY	1,712
LSU (LAB/OFFICE)	STAY	1,083
<b>TOTAL AREA</b>		<b>79,669</b>

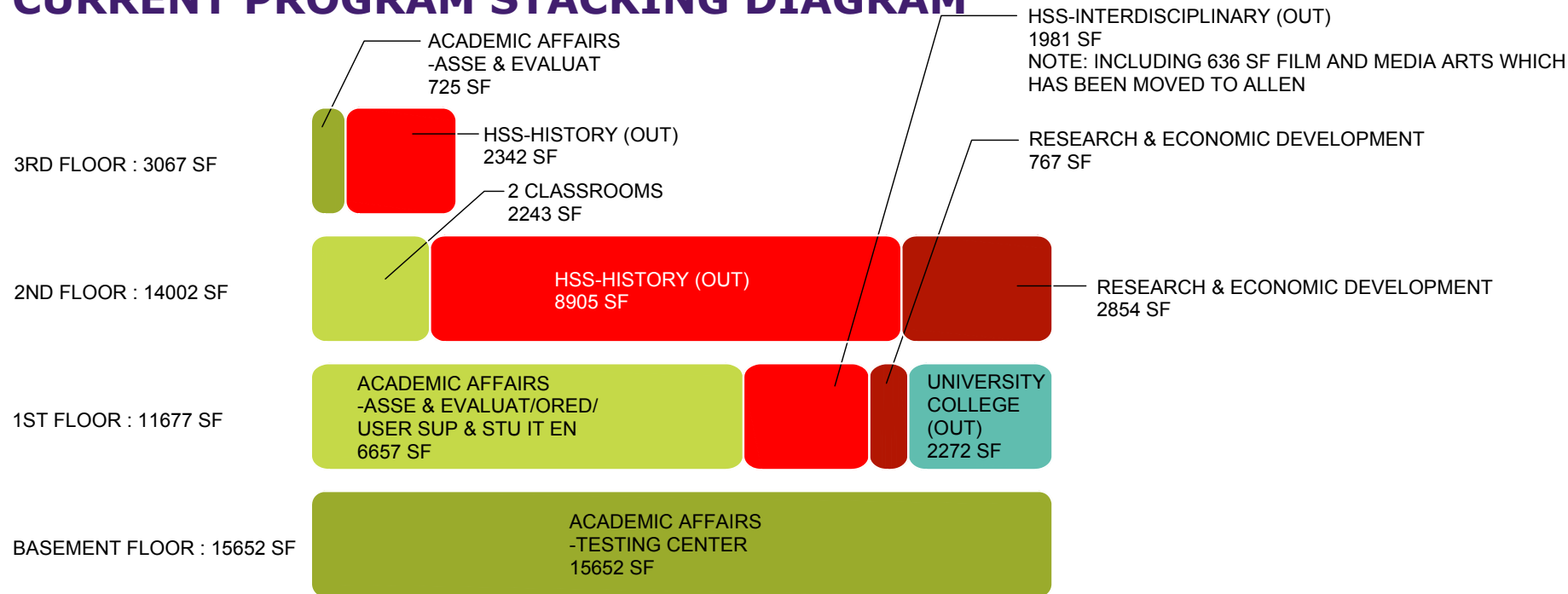
<b>ADDITION BUILDING AREA</b>		<b>19,640</b>
<b>SURPLUS/DEFICIT AREA</b>		<b>14,166</b>

\*NASF of Existing relocated classrooms. New classroom construction should be right sized.



# HIMES

## CURRENT PROGRAM STACKING DIAGRAM



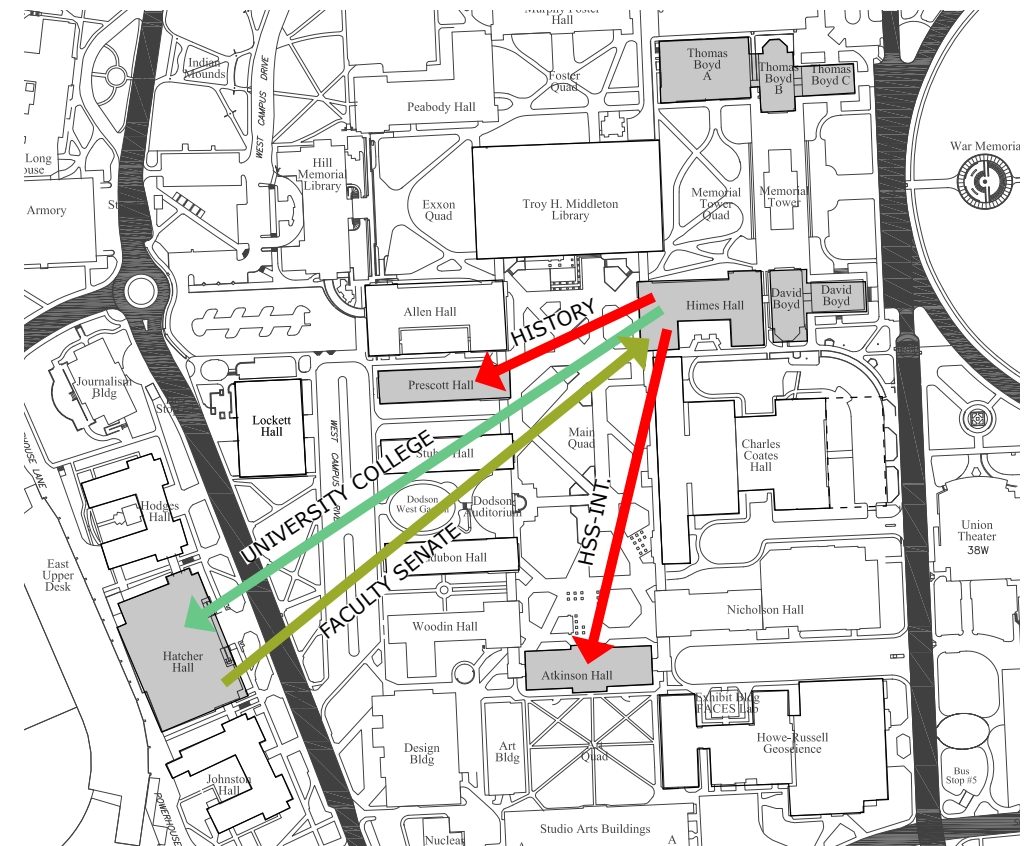
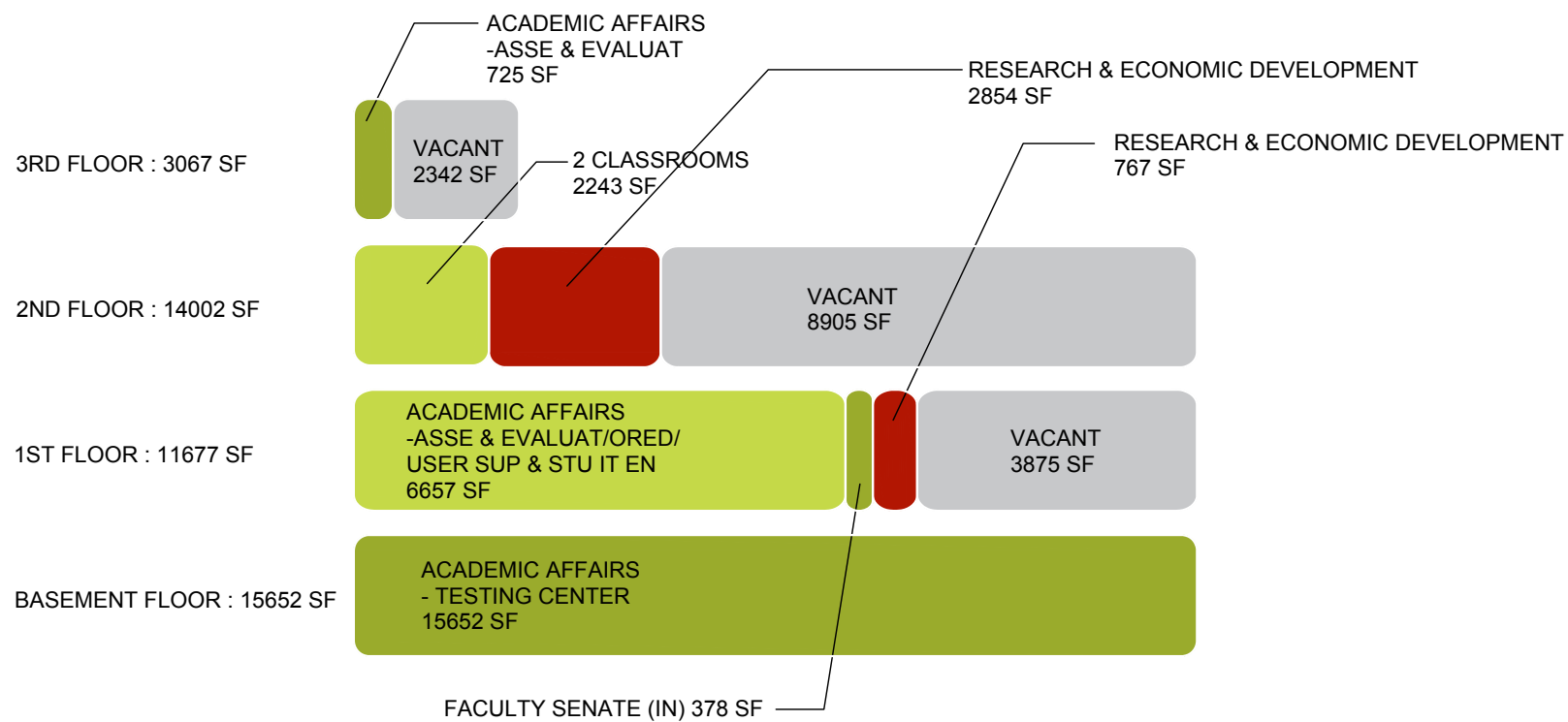
CURRENT PROGRAM	RELOCATION	NSF
UNIVERSITY COLLEGE	MOVE OUT	2,272
RESEARCH & ECONOMIC DEVELOPMENT	STAY	3,468
ACADEMIC AFFAIRS - TESTING CENTER	STAY	15,652
ACADEMIC AFFAIRS - ASSE & EVALUAT/ORED/IT	STAY	7,535
2 CLASSROOMS	STAY	2,243
HSS - INTERDISCIPLINARY	MOVE OUT	1,981
HSS - HISTORY	MOVE OUT	11,247
<b>TOTAL AREA</b>		<b>44,398</b>

FUTURE PROGRAM	RELOCATION	NSF
RESEARCH & ECONOMIC DEVELOPMENT	STAY	3,468
ACADEMIC AFFAIRS - FACULTY SENATE	MOVE IN	378
ACADEMIC AFFAIRS - TESTING CENTER	STAY	15,652
ACADEMIC AFFAIRS - ASSE & EVALUAT/ORED/IT	STAY	7,535
2 CLASSROOMS	STAY	2,243
<b>TOTAL AREA</b>		<b>29,276</b>

<b>SURPLUS/DEFICIT AREA</b>	<b>15,122</b> *
-----------------------------	-----------------

\*Surplus space can be future growth for ORED & Graduate School

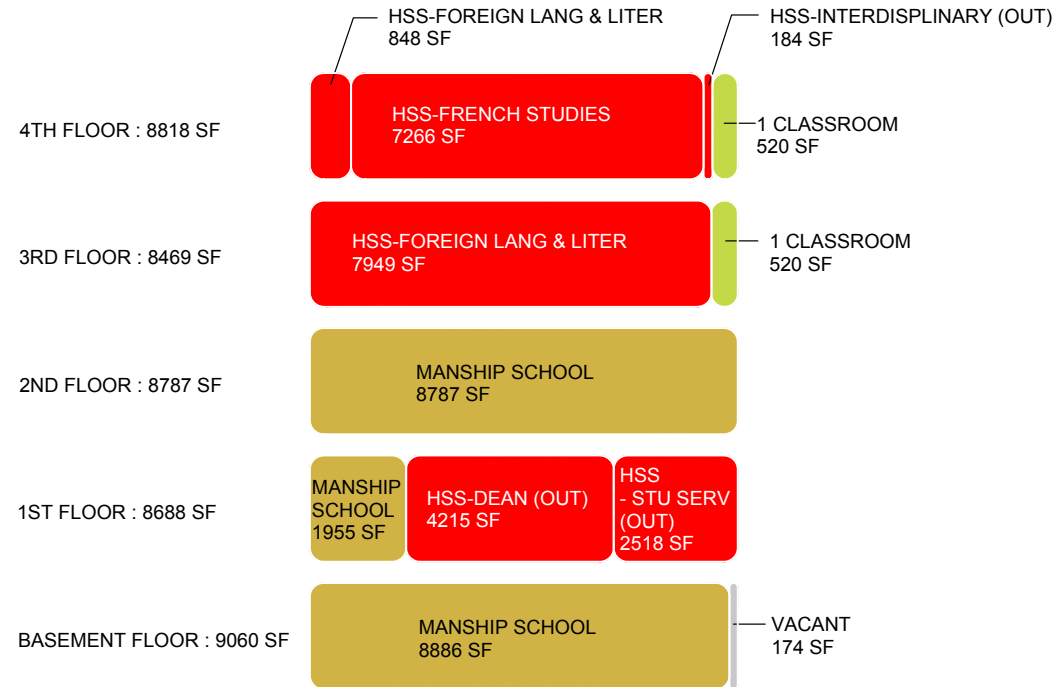
## FUTURE PROGRAM POTENTIAL STACKING DIAGRAM





# HODGES HALL

## CURRENT PROGRAM STACKING DIAGRAM

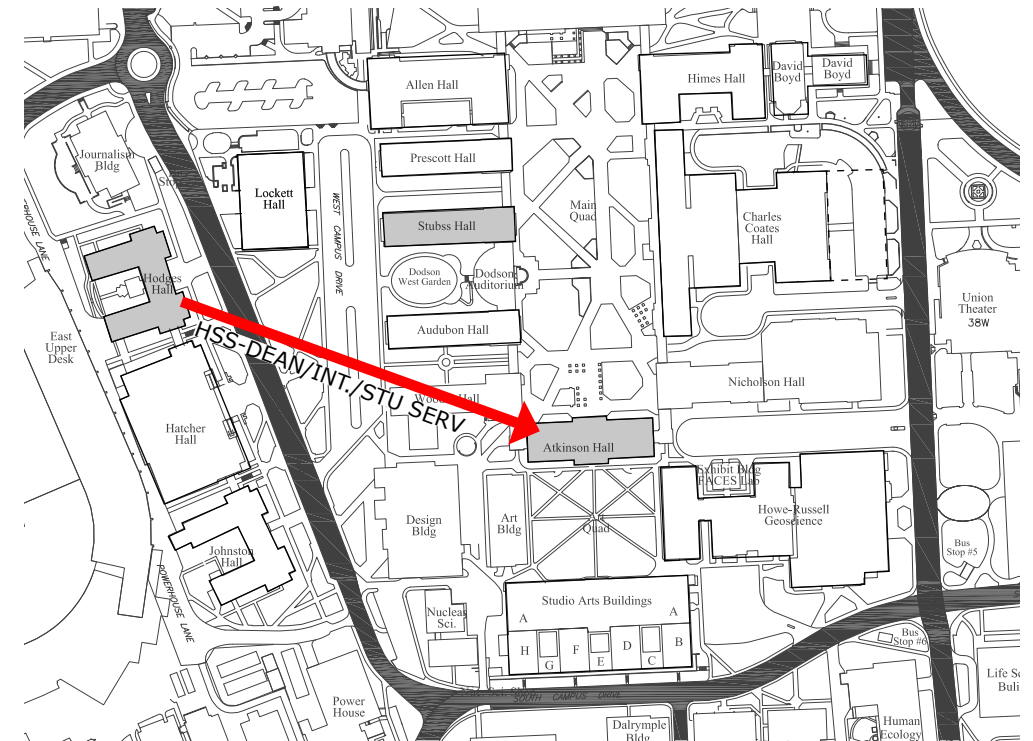
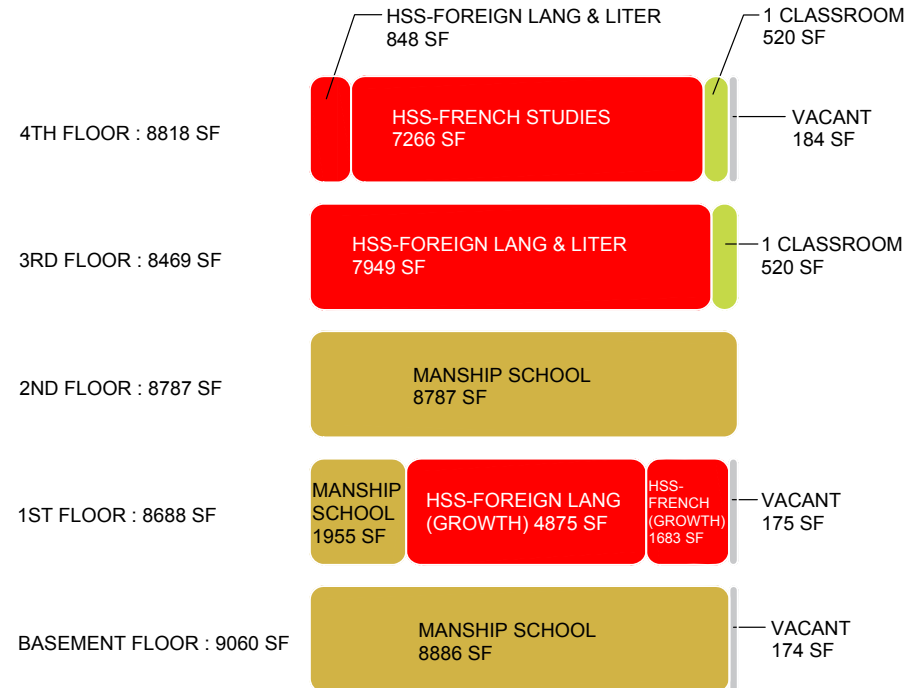


CURRENT PROGRAM	RELOCATION	NSF
VACANT	VACANT	174
MANSHIP SCHOOL	STAY	19,628
2 CLASSROOMS	STAY	1,040
COLLEGE OF HSS - DEAN	MOVE OUT	4,215
COLLEGE OF HSS - STUDENT SERVICE	MOVE OUT	2,518
COLLEGE OF HSS - INTERDISCIPLINARY	MOVE OUT	184
COLLEGE OF HSS - FRENCH	STAY	7,266
COLLEGE OF HSS - FOREIGN LANG	STAY	8,797
<b>TOTAL AREA</b>		<b>43,822</b>

FUTURE PROGRAM	RELOCATION	NSF
MANSHIP SCHOOL	STAY	19,628
2 CLASSROOMS	STAY	1,040
HSS - FOREIGN LANG	STAY	8,797
HSS - FOREIGN LANG (RIGHT SIZED)	GROWTH	3,971
HSS - FOREIGN LANG (PROJECTED)	GROWTH	904
HSS - FRENCH	STAY	7,266
HSS - FRENCH (RIGHT SIZED)	GROWTH	718
HSS - FRENCH (PROJECTED)	GROWTH	965
<b>TOTAL AREA</b>		<b>43,289</b>

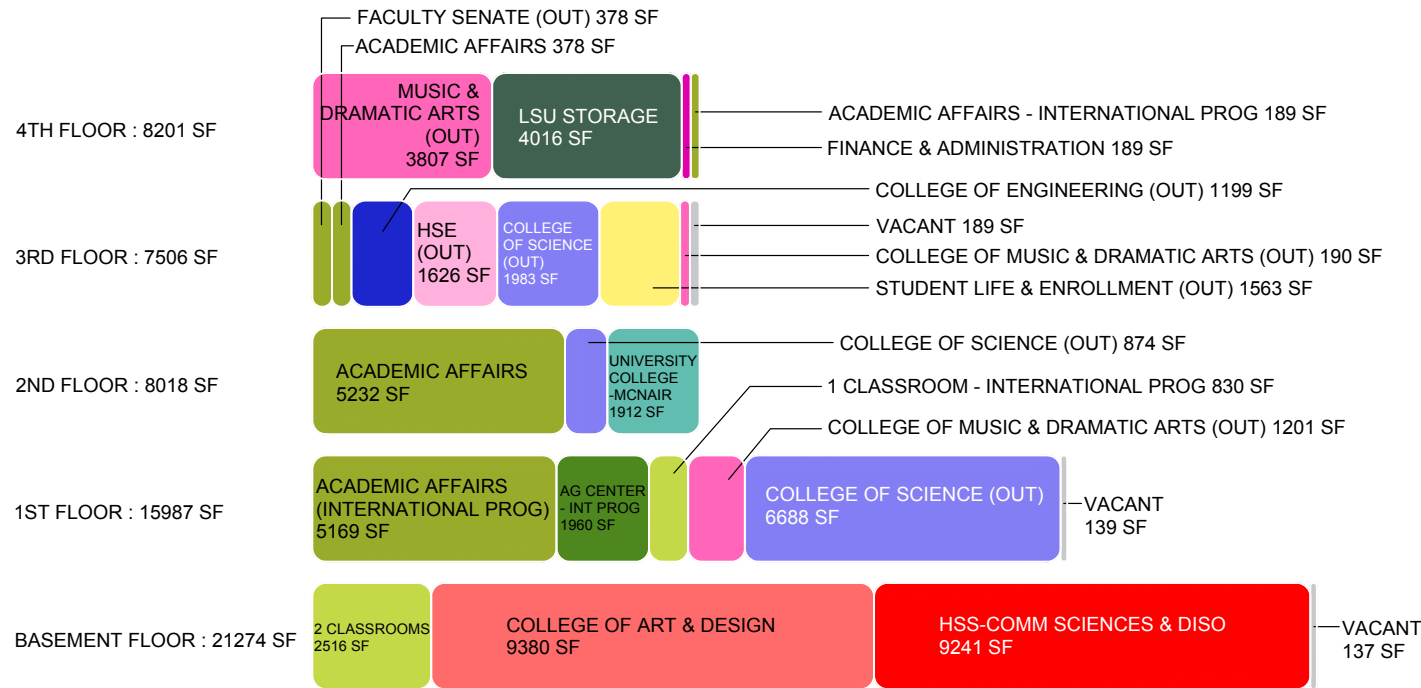
<b>SURPLUS/DEFICIT AREA</b>		<b>533</b>
-----------------------------	--	------------

## FUTURE PROGRAM POTENTIAL STACKING DIAGRAM

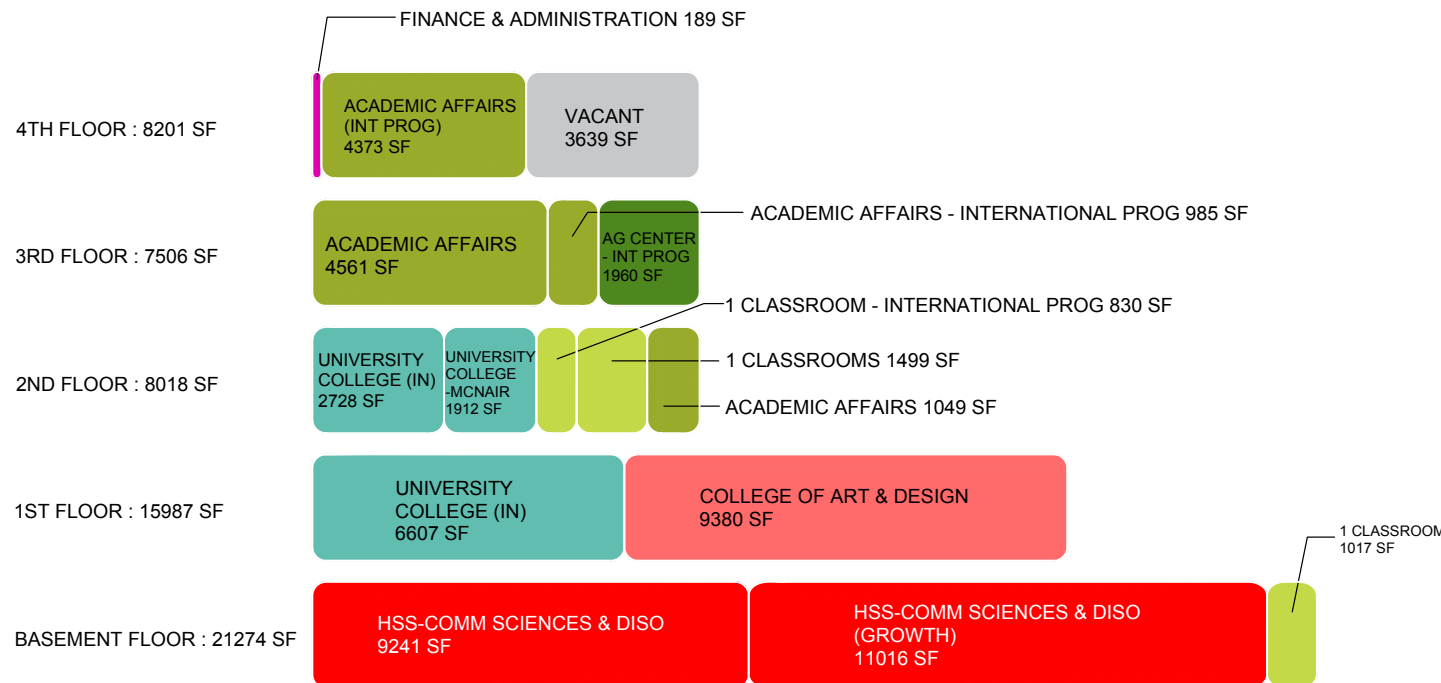


# HATCHER HALL

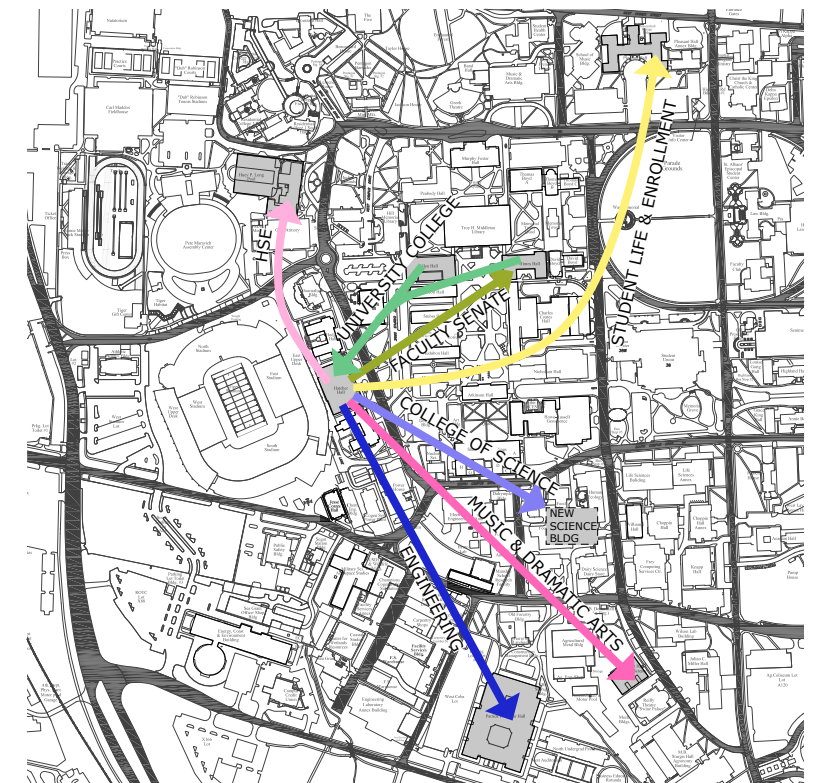
## CURRENT PROGRAM STACKING DIAGRAM



## FUTURE PROGRAM POTENTIAL STACKING DIAGRAM

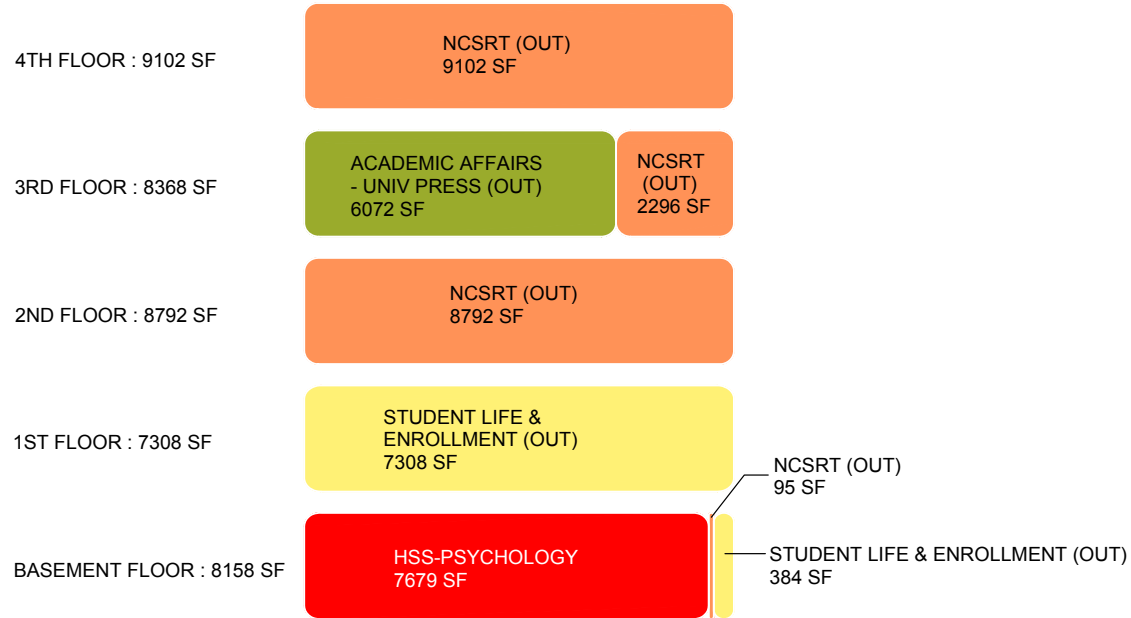


CURRENT PROGRAM	RELOCATION	NSF
VACANT	VACANT	465
UNIVERSITY COLLEGE-MCNAIR	STAY	1,912
COLLEGE OF SCIENCE	MOVE OUT	9,545
COLLEGE OF MUSIC & DRAMATIC ARTS	MOVE OUT	5,198
COLLEGE OF HSE	MOVE OUT	1,626
COLLEGE OF ENGINEERING	MOVE OUT	1,199
COLLEGE OF ART & DESIGN	STAY	9,380
AG CENTER	STAY	1,960
STUDENT LIFE & ENROLLMENT	MOVE OUT	1,563
ACADEMIC AFFAIRS - FACULTY SENATE	MOVE OUT	378
ACADEMIC AFFAIRS	STAY	10,968
3 CLASSROOMS	STAY	3,346
LSU (CENTRAL STORAGE)	MOVE OUT	4,016
FINANCE & ADMINISTRATION	STAY	189
HSS - COMM SC & DISO	STAY	9,241
<b>TOTAL AREA</b>		<b>60,986</b>
FUTURE PROGRAM	RELOCATION	NSF
UNIVERSITY COLLEGE	MOVE IN	9,335
UNIVERSITY COLLEGE-MCNAIR	STAY	1,912
COLLEGE OF ART & DESIGN	STAY	9,380
AG CENTER	STAY	1,960
ACADEMIC AFFAIRS	STAY	10,968
3 CLASSROOMS	STAY	3,346
FINANCE & ADMINISTRATION	STAY	189
HSS - COMM SC & DISO	STAY	9,241
HSS - COMM SC & DISO (RIGHT SIZED)	GROWTH	6,050
HSS - COMM SC & DISO (PROJECTED)	GROWTH	4,966
<b>TOTAL AREA</b>		<b>57,347</b>
<b>SURPLUS/DEFICIT AREA</b>		<b>3,639</b>

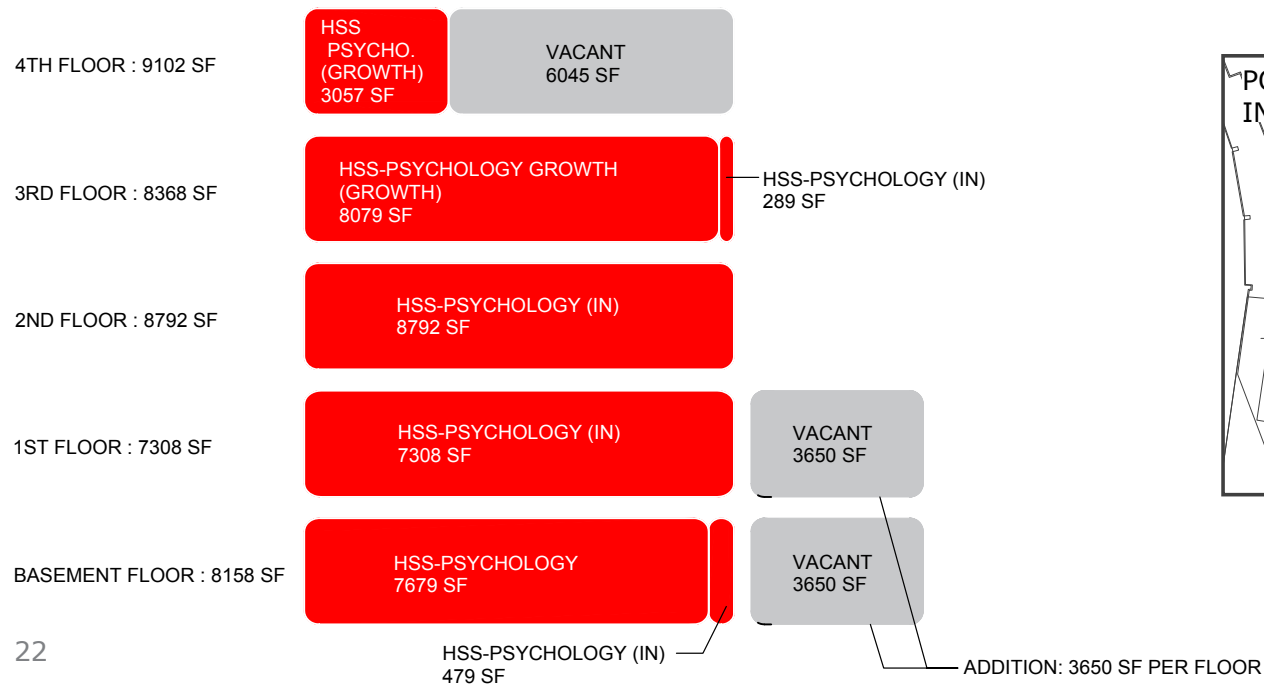


# JOHNSTON

## CURRENT PROGRAM STACKING DIAGRAM



## FUTURE PROGRAM POTENTIAL STACKING DIAGRAM

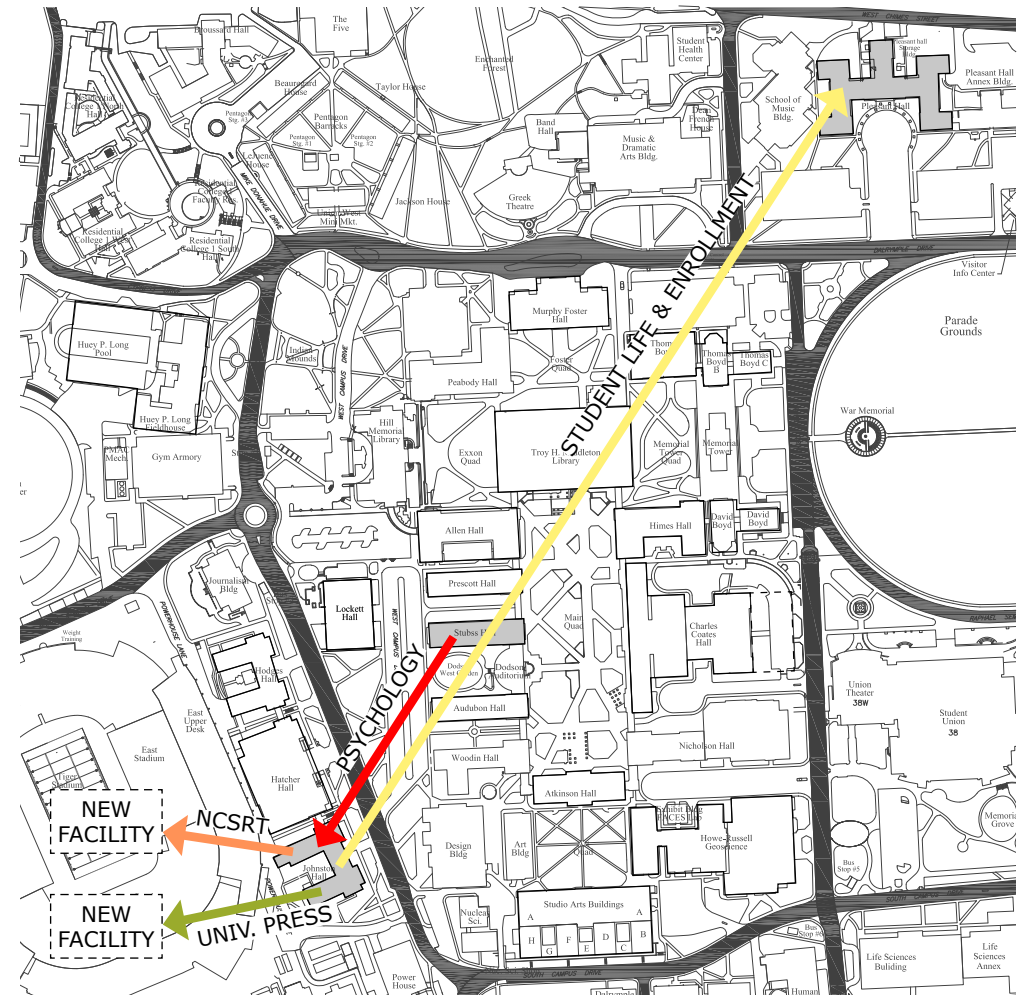


CURRENT PROGRAM	RELOCATION	NSF
NCSRT	MOVE OUT	20,285
STUDENT LIFE & ENROLLMENT	MOVE OUT	7,692
ACADEMIC AFFAIRS - UNIV PRESS	MOVE OUT	6,072
COLLEGE OF HSS - PSYCHOLOGY	STAY	7,679
<b>TOTAL AREA</b>		<b>41,728</b>

FUTURE PROGRAM	RELOCATION	NSF
HSS - PSYCHOLOGY	STAY	7,679
HSS - PSYCHOLOGY	MOVE IN	16,868
HSS - PSYCHOLOGY (RIGHT SIZED)	GROWTH	4,121
HSS - PSYCHOLOGY (PROJECTED)	GROWTH	7,015
<b>TOTAL AREA</b>		<b>35,683</b>
<b>ADDITION BUILDING AREA</b>		<b>7,300</b>

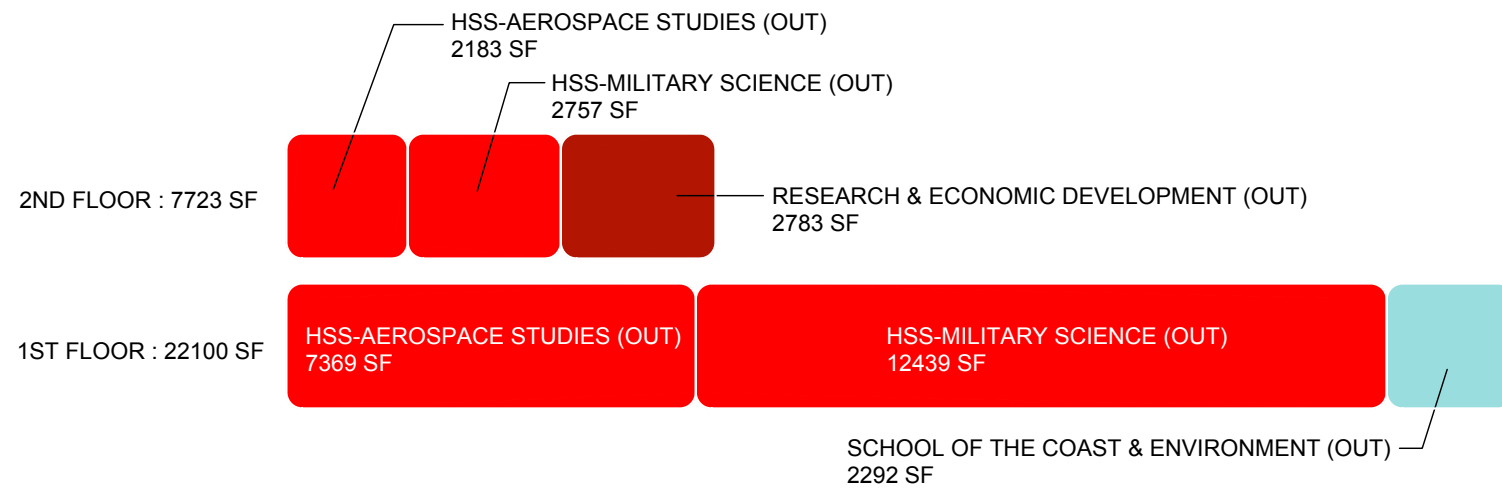
SURPLUS/DEFICIT AREA	NSF
	<b>13,345</b> *

\*Surplus space includes addition and could potentially accommodate additional classrooms.

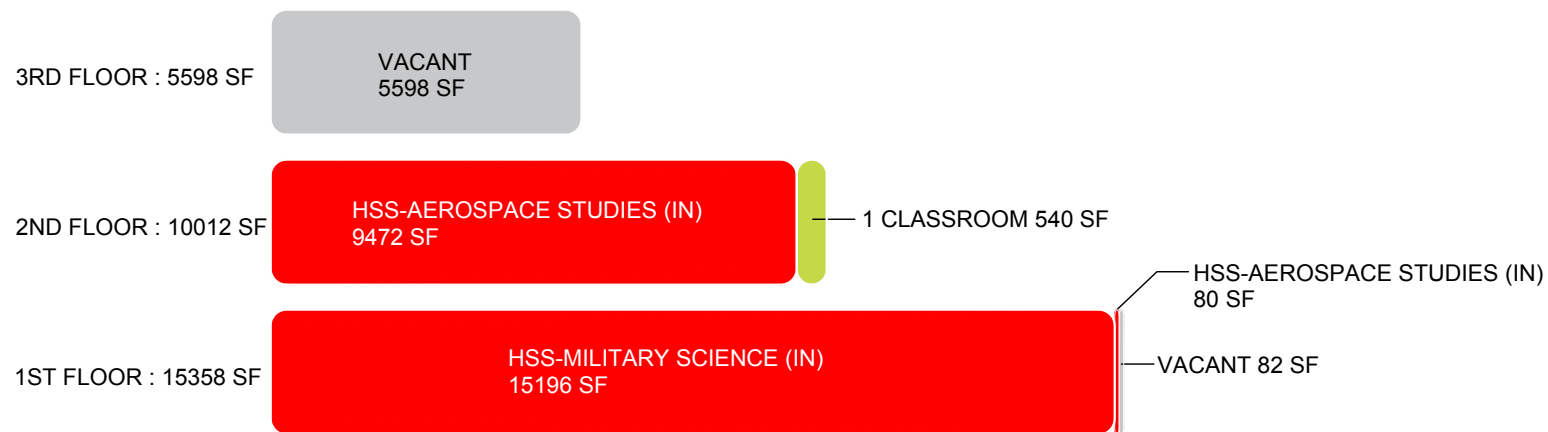


# MILITARY BUILDING / CHEM ENGINEERING BLDG

## CURRENT PROGRAM STACKING DIAGRAM - MILITARY BUILDING



## FUTURE PROGRAM POTENTIAL STACKING DIAGRAM - CHEMICAL ENGINEERING BUILDING

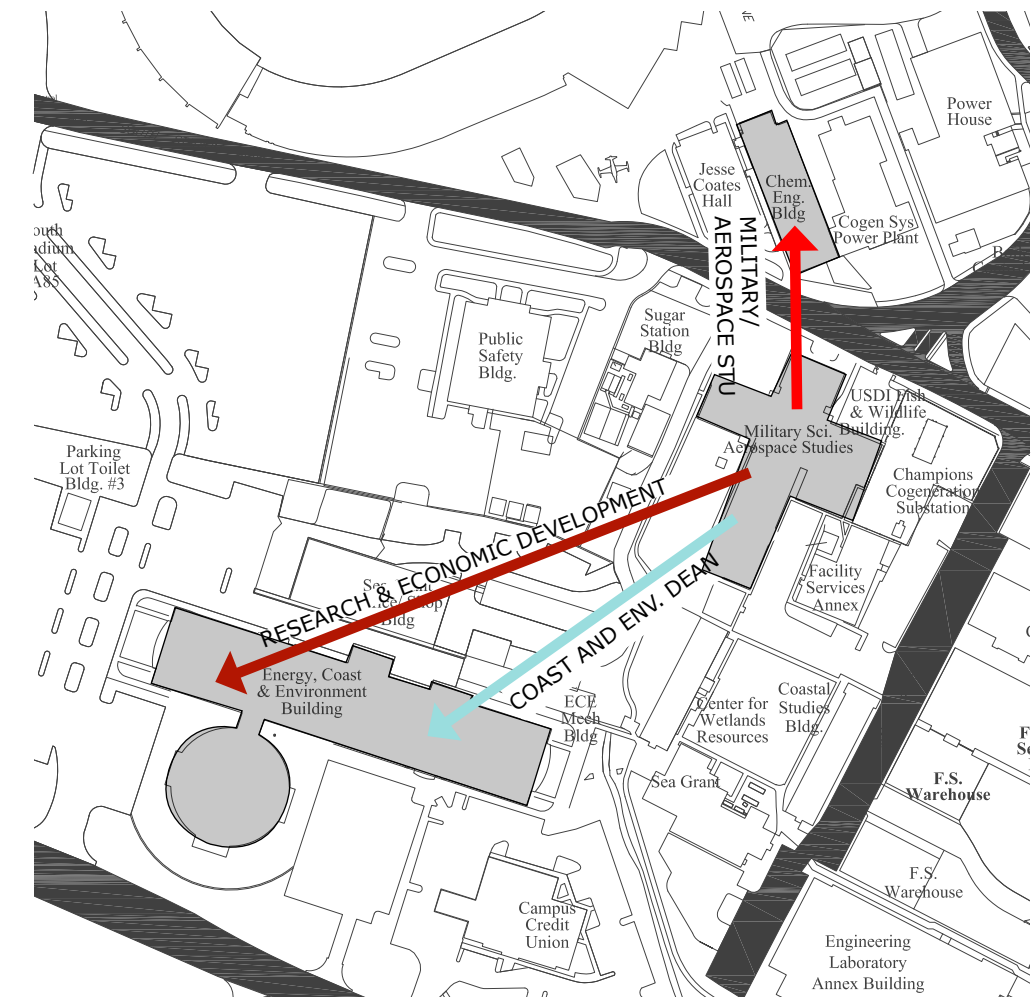


CURRENT PROGRAM - MIL-AERO STUDIES BLDG	RELOCATION	NSF
SCHOOL OF THE COAST & ENVIRONMENT	MOVE OUT	2,292
RESEARCH & ECONOMIC DEVELOPMENT	MOVE OUT	2,783
COLLEGE OF HSS - AEROSPACE STUDIES	MOVE OUT	9,552
COLLEGE OF HSS - MILITARY SCI	MOVE OUT	15,196
<b>TOTAL AREA</b>		<b>29,823</b>

FUTURE PROGRAM - CHEM ENG BLDG	RELOCATION	NSF
COLLEGE OF HSS - AEROSPACE STUDIES	MOVE IN	9,552
COLLEGE OF HSS - MILITARY SCI	MOVE IN	15,196
1 CLASSROOM	STAY	540
<b>TOTAL AREA</b>		<b>25,288</b>

SURPLUS/DEFICIT AREA	NSF
	<b>5,680</b>

\*Existing Military-Aerospace Building to be demolished. Military Science to be relocated to Chemical Engineering Building or a new academic building.





# 4.0 APPENDIX

- MEETING NOTES - HSS DEAN KICK-OFF MEETING
- MEETING NOTES - HSS PUBLIC FORUM
- MEETING NOTES - HSS FOREIGN LANGUAGES ATT.
- MEETING NOTES - HSS FOREIGN LANGUAGES
- MEETING NOTES - HSS FRENCH
- MEETING NOTES - HSS GEOGRAPHY & ANTHROPOLOGY
- MEETING NOTES - HSS INTERNATIONAL STUDIES
- MEETING NOTES - HSS PHILOSOPHY & RELIGIOUS STUDIES
- MEETING NOTES - HSS SOCIOLOGY
- MEETING NOTES - HSS COMMUNICATION STUDIES
- MEETING NOTES - HSS FACULTY FORUM
- MEETING NOTES - HSS FILM & MEDIA ARTS ATT
- MEETING NOTES - HSS FILM & MEDIA ARTS
- MEETING NOTES - HSS HISTORY
- MEETING NOTES - HSS MILITARY SCIENCE
- MEETING NOTES - HSS POLITICAL SCIENCE
- MEETING NOTES - HSS PSYCHOLOGY
- MEETING NOTES - HSS COMMUNICATION SCIENCE AND DISORDERS
- MEETING NOTES - HSS DEAN DEBRIEF
- MEETING NOTES - HSS ENGLISH
- LSU COLLEGE OF HUMANITIES AND SOCIAL SCIENCES STRATEGIC PLAN

## MEETING NOTES

# LSU HSS DEAN KICK-OFF MEETING

### HSS SPACE AND FACILITIES MASTER PLAN – HSS DEAN KICK-OFF MEETING

#### ATTENDEES:

**LSU:** Stacia Haynie, Dean HSS; Troy Blanchard, Associate Dean HSS; Tina Fos, Assistant Dean HSS; Malcolm Richardson, Associate Dean HSS; Ann Whitmer, Assistant Dean HSS; Mary Miles, Associate Director PDC

**NBBJ:** Debi McDonald, Beth Wilson-Shunta

**DLM:** Art Lidsky

**Date:** April 25, 2016, 8:00 – 9:00 am

**The purpose of the meeting was to kick-off the first round of meetings with HSS Department Chairs and Program Chairs, and to review overall space and facilities needs within HSS.**

#### DISCUSSION:

1. Overview:
  - a. HSS once enrolled 4000 students. Enrollment is now at 3,000. Increasing HSS enrollment is a priority initiative within the college.
    - i. HSS now has a college recruiter to support this initiative.
  - b. The following undergraduate degrees in the College of Humanities & Social Sciences are Bachelor of Arts degrees:
    - i. Anthropology
    - ii. Communication Disorders
    - iii. Communication Studies
    - iv. Economics
    - v. English
    - vi. French
    - vii. Geography
    - viii. History
    - ix. International Studies
    - x. Liberal Arts
    - xi. Philosophy
    - xii. Political Science
    - xiii. Sociology
    - xiv. Spanish
  - c. HSS also offers Bachelor of Sciences degrees:
    - i. Geography
    - ii. Psychology
  - d. The College of Humanities & Social Sciences also offers a Bachelor of Interdisciplinary Studies degree.
  - e. Programs include:
    - i. African & African American Studies Minor
    - ii. Art History Minor

- iii. Asian Studies Minor
  - iv. Chinese Culture and Commerce Minor
  - v. Disaster Science & Management Minor
  - vi. Economics Minor
  - vii. Film and Media Arts Minor
  - viii. Jewish Studies Minor
  - ix. Linguistics Minor
  - x. Political Discourse Studies Minor
  - xi. Women's & Gender Studies Minor
2. Departmental overview of a variety of space needs.
- a. Most units have the following spaces within their departments:
    - i. Faculty offices
    - ii. Shared Grad student offices
    - iii. Some have 1<sup>st</sup> priority over one or several general classrooms
  - b. There is a need for faculty office space in many of the departments.
  - c. Philosophy and Religious Studies, and Communications faculty offices are in open office configurations.
    - i. Grad students share offices on the 3<sup>rd</sup> floor of Coates Hall
  - d. Many of the departments need additional, better grad student office space.
  - e. French Studies needs faculty office space.
  - f. Sociology has had flooding in the basement in Stubbs Hall.
  - g. History has recently shrunk by 8 – 10 offices.
  - h. Military Science has a lot of space. It is part of HSS, but run by the US Military.
  - i. Communications needs offices. They are at capacity and cannot add additional faculty.
    - i. They need space for a Black Box Theater
  - j. Psychology is a challenge. They have the largest program, but still want additional faculty. Their faculty to student ratio is currently one of the lowest.
    - i. Potential relationships between Psychology and Neuroscience and Biology.
    - ii. Pennington is a distance from the current Psychology space.
    - iii. Psychology lab research could be a typical lab or a lab with live volunteers.
    - iv. Psychology has a Psychology Clinic. There need outside access.
    - v. Perhaps Communications Disorders (CommD) could be adjacent to Psychology.
    - vi. Psychology has a clinic that is supported by both Master and Doctoral students.
  - k. Political Science seems ok for space, though Stubbs Hall has no elevator.
  - l. English grad students share offices on the 3<sup>rd</sup> floor of Allen Hall. There is no elevator, and not toilets on this floor.
    - i. English provides a large number of service courses to non-majors. A significant number of these are Freshman Writing Seminars.
  - m. Communications Disorders has some space challenges.
    - i. They need lab space and office space.
    - ii. They want to control a classroom.
3. Additional space potential
- a. Engineering will vacate Coates Hall and HSS may get additional space.
  - b. There may be space in Prescott for HSS.
  - c. There may be space in Taylor when Kinesiology consolidates.

4. HSS Centers
- a. HSS is host to a number of Centers, including Atlantic Studies, French & Franco American Studies, Louisiana Caribbean History, Medieval Studies, Chinese, Aging
5. Potential Interdisciplinary opportunities:
- a. Communications Disorders, Psychology, Communications Studies
  - b. Geography, Geology, Coastal Studies, Anthropology, maybe Sociology
  - c. English, Linguistics, ESL, Comparative Literature (this would be a big building)
  - d. There is a new 3 + 3 program with the Law Center. It now has 170 new students. Many are History or Political Science undergraduates.
6. Humanities Center
- a. There is a desire for a Humanities Center
  - b. What is a good location?
  - c. What activities would it support?
  - d. What are the desired program spaces?
7. Potential future learning styles
- a. What is the best way to provide learning in the future?
  - b. Digital Humanities is located in the library.
  - c. Active Learning classrooms?
  - d. Technology rich environments
8. Proposed Agendas for Faculty Open Forums
- a. Space needs and conditions
  - b. Plan for 10 to 20 years
  - c. Interdisciplinary opportunities
    - i. May revolve around research interests
    - ii. Maybe create collaborative space
    - iii. Currently each department has its own building. The trend is to bring departments together. Separate buildings makes collaborations a little more challenging.
9. Other issues
- a. There is a need for a venue for symposiums and conferences, or for a speaker series
    - i. Currently Room 109 is used. It holds 60 – 80 people.
    - ii. The Patrick Taylor Reading Room is an attractive venue.

**Action Items/Next Steps:**

1. All information gathered from departments will be sent to [HSS@LSU.edu](mailto:HSS@LSU.edu) to “Facilities” and distributed to the MP team.
2. HSS departments to provide MP team with requested information from each of the departments and programs that had meetings.
3. MP team to provide draft meeting notes to Dean for review and comment prior to distribution.

These meeting notes were prepared by NBBJ. Please return any comments or corrections within one week of distribution.



## MEETING NOTES

# LSU HSS PUBLIC FORUM

### HSS SPACE AND FACILITIES MASTER PLAN - PUBLIC FORUM 1

#### ATTENDEES:

**LSU:** Mary Miles, Associate Director of Planning; Wilfred Major, FLL/HSS Faculty Senate; Gundela Hachmann, FLL; Elsie Michie, English; John Anderson, Geography and Anthropology; Tom Davis, Psychology; Marla Erwin, COMD; Mike Dettinger, FLL; Kristine DeLong, Geography; Benjamin Kahan, English; Chris Barrett, English; Josef Horáček, English/HSS Residential College; Laura Mullen, Creative Writing

**NBBJ:** Debi McDonald, Beth Wilson-Shunta

**DLM:** Art Lidsky

**Date:** April 25, 2016, 4pm-5pm

**Location:** 16 Lockett Hall

**The purpose of the meeting was to hold an open forum for faculty of the College of Humanities and Social Sciences to review overall space and facilities needs for the International Studies Program.**

#### DISCUSSION

1. Deferred Maintenance Issues are extensive in the central historic buildings:
  - a. ADA accessibility is needed in many areas.
  - b. Allen Hall has standing water and flickering lights within the English department.
  - c. Allen Hall has a lack of climate control.
  - d. Many of the historic buildings around the Quad do not have elevators.
    - i. Prescott Hall has had classes moved for students with physical handicaps or students have had to change sections.
  - e. Many buildings on campus do not have hot water.
    - i. Clinics do not have hot water, which is a hygienic and health concern.
  - f. Bathrooms on campus need to be renovated.
  - g. Dirty classrooms and facilities due to building services budget cuts.
  - h. Rats, roaches, ants, etc. are a reoccurring problem in the facilities.
  - i. Many buildings have asbestos.
2. Faculty Requests:
  - a. The school should provide a mother's room.
  - b. The school should provide gender neutral and family bathrooms.
  - c. A curated space which highlights student work is desirable.
    - i. Russell Atrium is used mostly for geography.
  - d. The faculty would like to have a session to review successful spaces of other college campuses.

Louisiana State University Meeting Notes  
College of Humanities and Social Science Facilities Master Plan

- e. Classrooms were designed for traditional lectures not the methodologies of teaching today.
  - i. Existing lecture style classrooms are not functioning as the technology and size of classes change.
    - 1. Lecterns with controls, screens, and additional seats are added to classrooms to the point of being overcrowded.
  - ii. The classrooms should be better designed to show video.
- f. Need interactive classroom space for group based learning.
  - i. Current size of classrooms are too small to effectively support this type of learning.
  - ii. The current furniture does not allow for group work.
    - 1. Fixed seating and tablet arm chairs do not allow for this interaction.
  - iii. Technology is a part of this, but also need to support interactions of the students working together.
  - iv. Instructors need to observe the class as groups interact with each other.
- g. Geography and Anthropology would like to find space for a 3D Projector
  - i. Projections of geophysical maps, virtual reality where people can walk around.
- h. Geography and Anthropology would like a classroom in the round with a spherical projector (science on a sphere).
- i. Scientists in geography and anthropology do not have adequate lab space.
  - i. There is a need for wet lab space as current lab space is borrowed and carpeted.
- j. Need Cross-discipline making (maker space, various equipment, etc.)
  - i. A space where interdisciplinary projects and innovation could occur.
- k. There is a desire to have a Humanities Center to pull the Humanities together physically and symbolically.
  - i. Outside fellows at post-doc level and faculty given leave to work at the center.
  - ii. It could have a yearly theme
  - iii. Funding could be raised to bring in speakers and visiting scholars.
  - iv. Departments could use the space for presentations.
  - v. It could be a great tool for recruitment of students and faculty.
  - vi. It could house Digital Humanities.
- l. Need a space the host outside speakers.
  - i. These could be smaller spaces (50-75 people).
  - ii. Current spaces on campus in other colleges charge for use.
    - 1. Would like access to other departments' space without a fee.
    - 2. The spaces in the student union have to be rented also.
  - iii. Every department within HSS would use a space like this for academic scholars and conversations with the outside academic community
  - iv. There was a summer institute with an award winning author and it was housed in a room like 16 Lockett. This was not desirable.
    - 1. This needs to be a venue that reflects positively on LSU.

Louisiana State University Meeting Notes  
College of Humanities and Social Science Facilities Master Plan

- v. The Business School and DMC have a space that can be used for free, but less people will not attend due to distance
- vi. Lack of this space inhibits recruitment.
- m. Need a performance Classroom with multimedia cross-platform for creative writing.
  - i. The classroom should be flexible and adaptable over time.
  - ii. The classroom should be equipped with writing surfaces, flexible furniture, microphones, and a sound system.
  - iii. The classroom could possibly function as a black box theater.
  - iv. The classroom would engage the public, as outreach to the community.
  - v. The classroom should seat 40-50 and be flexible for smaller groups.
- n. Hallways should provide more friendly spaces for students.
  - i. There are remnants of lockers which could be renovated into bench seating
  - ii. Informal student spaces are missing
- o. There is a desire for student technology lounges for student gathering and informal meeting space.
  - i. The space should be equipped with white boards and power.
- 3. Renovation Concerns:
  - a. If renovations occur there are elements of good quality materials that should not be lost
    - i. Example of this are the marble toilet partitions.
- 4. Successful Spaces on Campus:
  - a. Arts and Design have an open lounge/café/patio which is a nice, flexible, popular space.
    - i. Foreign languages sometimes uses this space
    - ii. This is a great space for fundraising events.
    - iii. Art and Design welcome interdisciplinary use, but more spaces like this are needed.
    - iv. Art & Design also has a nice lecture hall on the 1<sup>st</sup> floor.
  - b. The outdoor Greek theater is a fantastic space that is vastly unused.
    - i. The Theater Department controls it.
    - ii. It is hard to schedule as there is no covering and the weather can be an issue.
    - iii. It is a great location along the student paths.

**Action Items/Next Steps:**

- 1. An outcome of this meeting was the suggestion that the faculty form a committee that is focused on the classroom needs.
- 2. MP team to provide draft meeting notes to Dean for review and comment prior to distribution.

These meeting notes were prepared by NBBJ. Please return any comments or corrections within one week of distribution.

## MEETING NOTES

# LSU HSS FOREIGN LANGUAGES ATT.

LSU HSS  
Foreign Lang.  
4-25-16

**Foreign Language Lab Facility** Questions: Contact Dr. Michael Dettinger, [mdbden1@lsu.edu](mailto:mdbden1@lsu.edu) (225) 578-8633

**234 Video Room:**

- High Definition Projection, 7.1 Dolby Surround (7 speakers), seats 40, over 4,000 titles

**234 Lab:**

- Podium, SMART Board, 29 computers, headsets, microphones, Transparent Language Software

**226 Lab:**

- Podium, SMART Board, 24 computers, headsets, microphones, Transparent Language Software

**216 Lab:**

- Podium, SMART Board, 32 computers, headsets, microphones, Transparent Language Software

**138 Lab:**

- Seminar / Small Conference-Style room, seats 20, SMART Tech touch screen

During a normal academic year (fall, spring, summer and intersession), this project will directly benefit the following number of students: (Please note the course # and number of sections available also. An example is shown below.)

COURSE NUMBER	FALL – 2014 #SECTIONS/ TOTAL # STUDENTS	SPRING -- 2014 #SECTIONS/ TOTAL # STUDENTS	SUMMER – 2014 #SECTIONS/ TOTAL # STUDENTS
SPAN/GERM/FREN/CLST/ CHIN/ARAB/ITAL 1000 Level	90 / 2012	80 / 1504	6 / 94
SPAN/GERM/FREN/CLST/ CHIN/ARAB/ITAL 2000 Level	71 / 1421	73 / 1744	18 / 239
SPAN/GERM/FREN/CLST/ CHIN/ARAB/ITAL 3000/4000/7000 Level	29 / 388	50 / 410	15 / 82
Totals	190 / 3821	203 / 3658	39 / 415

**Grants:**

**College of Humanities and Social Sciences Strategic Excellence Fund** – Awarded in December 2015 in the amount of \$3,200 to support completion of server upgrade and migration.

**Student Technology Fee** – Awarded in November 2014 in the amount of \$111,165 for the project “Foreign Language Labs & Film Room Enhancement”.

**Student Technology Fee** -- Awarded in December 2009 in the amount of \$26, 920. Funding will help support Foreign Language Lab facility and allow for purchasing of new equipment and hardware such as computers, headsets, and microphone.

**Board of Regents** – “Enhancing Film Resources in the College of Arts & Sciences,” awarded on May 19, 2009 in the amount of \$41,374.16.

**Foreign Language Immersion** – Awarded in Summer 2008 in the amount of \$3,500. Funding provided stipends for students travelling through various programs affiliated with Academic Programs Abroad.

**Other Academic Units:**

Linguistics, Comparative Literature, Film & Media Arts, English, History, Int. Studies, Women & Gender Studies, African American Studies, School of Education – Cain Center, Geaux Teach, LaMSTI, Math Circle

## MEETING NOTES

# LSU HSS FOREIGN LANGUAGES

**HSS SPACE AND FACILITIES MASTER PLAN –DEPARTMENT OF FOREIGN LANGUAGES AND LITERATURES**

**ATTENDEES:**

**LSU:** John Pizer, Chair; Mike Dettinger, Lecturer, Director of Foreign Language Laboratory; Mary Miles, Associate Director of Planning

**NBBJ:** Debi McDonald, Beth Wilson-Shunta

**DLM:** Art Lidsky

**Date:** April 25, 2016, 3pm-4pm

Location: 316 Hodges Hall

**The purpose of the meeting was to review overall space and facilities needs for the Department of Foreign Languages and Literatures.**

**DISCUSSION**

1. Approximately 30 total faculty (17 tenure track – 13 instructors)
2. 2 years (4 semesters) language requirement in HSS College
3. Many programs within the university have 2 years of language requirement
  - a. Science = 1 semester
4. 6 professors in Spanish
  - a. Spanish has BA and Masters
  - b. This is the only language that offers degrees; other degrees offer minors.
5. 4 professors of Classics, 3 Instructors in Classics (Latin, Greek, Hebrew)
6. 2 professors and 1 part-time Instructor in German
7. 1 professor in Italian
8. 2 professors in Arabic
9. 2 professors in Chinese and 1 in Hebrew.
10. Faculty on third floor of Hodges Hall
  - a. Faculty have their own offices.
  - b. Instructors share offices.
  - c. Some instructor offices are located on the fourth floor of Hodges Hall.
11. The language labs and Mike’s office are located in Prescott Hall.
  - a. 3 Computer Labs seat 29, 24, and 32 students
  - b. Seminar Room
  - c. Office
  - d. French use part-time for film screening, etc.
  - e. Stream, internet, language software
12. Reading Rooms for Classics (10 seats), German (12 seats), Italian, Arabic & Chinese (18 – 20 seats) and Spanish (18 seats).

13. Foreign Language has been hit hard in terms of enrollment
  - a. German, Classics, and Italian degree programs were lost
  - b. Instructors of other languages laid off
  - c. There must be 15 graduates per year in order to keep degree programs
14. Current: Programs, Teaching, and Research
  - a. Currently teaching with text-book interactive components in the classroom
  - b. There are some crossovers with Comparative Literature and English
  - c. If interdisciplinary work needs to occur, faculty make it work
  - d. There is not much contact with the International Studies
    - i. An Interdisciplinary hiring program was eliminated
  - e. Classes had been taught in Patrick F. Taylor (engineering), a large classroom building
15. Future Direction: Pedagogy and Research
  - f. Future pedagogy may have new technologies or multi-use technologies within the classroom
  - g. Future pedagogy will most likely be a blended or hybrid approach
    - i. Traditional pedagogy integrated with technology
    - ii. More inclusion of digital humanities, which is an interactive publication

**Action Items/Next Steps:**

1. All information gathered from departments will be sent to [HSS@LSU.edu](mailto:HSS@LSU.edu) to “Facilities” and distributed to the MP team.
2. HSS to provide MP team with requested information from each of the departments and programs that had meetings.
3. MP team to provide draft meeting notes to Dean for review and comment prior to distribution.

These meeting notes were prepared by NBBJ. Please return any comments or corrections within one week of distribution.

## MEETING NOTES

# LSU HSS FRENCH

**HSS SPACE AND FACILITIES MASTER PLAN - DEPARTMENT OF FRENCH STUDIES****ATTENDEES:**

**LSU:** John Protevi, Chair; Mary Miles, Associate Director PDC

**NBBJ:** Debi McDonald, Beth Wilson-Shunta

**DLM:** Art Lidsky

**Date:** April 25, 2016, 2pm-3pm

**Location:** 416 Hodges Hall

**The purpose of the meeting was to review overall space and facilities needs for the Department of French Studies.**

**OVERVIEW**

1. LSU is in the top 10 overall for French PhD
  - a. Competitive Peers: UT Austin, Michigan State
2. French Studies provides service to other departments, enrolling over 1000 students in French classes.
3. There are 80 majors and 80 minors. French is targeting 100 majors.
4. Most majors require 4 language classes. Science requires only 1.
5. There are 20 Graduate/PhD students.
6. There is a 6 year PhD in French. Some students enter with a BA and leave after MA or continue to PhD.
7. Class sizes are typically:
  - a. 1<sup>st</sup> year: 20 – 22
  - b. Sophomore, Junior, Senior: 10 – 15
  - c. Graduate: 5 - 10
8. There is a separate unit for the Center of French and Francophone studies
  - a. The center is community outreach related to French Studies, and its director reports to the chair of French Studies
    - i. Work with grants from French governments, conferences, etc.
  - b. The center was formed with grants from the State
  - c. Currently a French Studies professor is the director, but it could also be a professor in other department with a French specialty
9. Hodges Hall was retrofitted 12-15 years ago; it was once a dormitory.

**DISCUSSION**

1. Current: Programs, Teaching, and Research

- a. French is separate from Foreign Languages. It is not considered a foreign language in Louisiana
- b. All faculty offices are currently located on the fourth floor of Hodges Hall.
- c. 13 Tenure Track Faculty, 8 - 10 Instructors, 20 Grad/Phd students(funded)
  - i. 3 affiliate professors with Law, Anthropology, and Philosophy
  - ii. The Chair has a Joint appointment with Philosophy
- d. Teaching is based on language and literature; a balance of language and culture
  - i. Adv. Grammar, culture, film, philosopher, linguists, pop culture, etc.
- e. The department covers all regions of French influence (Quebec, Louisiana, Caribbean, Cajun, South East Asian, etc.)
- f. 4 classes is the standard load for faculty
  - i. Research faculty cut back to 2 classes
- g. Research is done in offices. There is no need for labs.
- h. Online content and classwork is done independent of class time
- i. There is a French library within Hodges Hall
- j. There is current interdisciplinary work with Foreign Languages, Art History, and Theater
- k. Having Foreign Languages nearby is good.

## 2. Future Direction: Pedagogy and Research

- a. Projecting growth in faculty if the enrollment increases
  - i. Currently every two tenure retirements is replaced with 1 tenure track and 1 lecturer.
- b. A strategy to increase enrollment is encouraging dual majors
  - i. Business (largest)
  - ii. Biology
- c. Would like a Digital Humanities space. There is a Digital Humanities program in the English Department in Coates.
- d. Would like proximity with Art History.

**Action Items/Next Steps:**

1. All information gathered from departments will be sent to [HSS@LSU.edu](mailto:HSS@LSU.edu) to "Facilities" and distributed to the MP team.
2. HSS to provide MP team with requested information from each of the departments and programs that had meetings.
3. MP team to provide draft meeting notes to Dean for review and comment prior to distribution.

These meeting notes were prepared by NBBJ. Please return any comments or corrections within one week of distribution.



## MEETING NOTES

# LSU HSS GEOGRAPHY & ANTHROPOLOGY

### HSS SPACE AND FACILITIES MASTER PLAN - DEPARTMENT OF GEOGRAPHY & ANTHROPOLOGY

#### ATTENDEES:

**LSU:** Fahui Wang, Chair; John M. Anderson, Associate Librarian; Mary Miles, Associate Director of Planning

**NBBJ:** Debi McDonald, Beth Wilson-Shunta

**DLM:** Art Lidsky

**Date:** April 25, 2016, 9:00 – 10:00 am

**Location:** 227 Howe-Russell Hall

**The purpose of the meeting was to review overall space and facilities needs for the Department of Geography & Anthropology.**

#### DISCUSSION

1. Howe-Russell Hall is a great location for the department.
  - a. Near the library and the quad.
  - b. Good access to other departments
2. A 2010 study reviewed departments that should be located in Howe-Russell Hall and those that could potentially move elsewhere.
3. The department has a map library which is a very valuable national and international resource of historic and rare maps. The room is not environmentally secure – there is water leaking into the space and dust.
  - a. The map library is a Regional repository
  - b. The library is the 10<sup>th</sup> largest map library in the country
  - c. The library still receives paper documents
  - d. It could be relocated into the main library

#### Discussion Items:

1. Current: Programs, Teaching, and Research
  - a. The department actively includes undergraduates in research
    - i. 2 labs with 5-6 UG in lab daily basis
    - ii. DIVA (3D lab)
  - b. A digital component is the Digital Humanities – Andrew Sluyter
    - i. Closely related to GIS
  - c. There is a Capstone requirement for undergraduates
  - d. Two new courses of “Internship”
    - i. FACES Lab (Forensic Anthropology)
    - ii. Climate Group SRCC (southern regional climate center)? 6<sup>th</sup> in country – funded by legislation
      1. High powered computing and modeling

Louisiana State University Meeting Notes  
College of Humanities and Social Science Facilities Master Plan

- e. PhD Students – Archaeology (ramping up) and GIS students (both have majority of funding)
  - f. Share space with Geology which is not a part of the HSS College
  - g. Anthropology & Geography disciplines are Social Science and Humanities as well as scientific.
    - i. This department is the only area within HSS that has a science component
  - h. Some cross collaboration with African American Studies and International Studies
  - i. Existing labs include: Faces, McKillop Lab, Coastal Institute, Debow Lab (paleontologist), PAST Lab.
  - j. The department has specialized labs for the following:
    - i. GIS, dirt/soils, wind effects with drying experiments, geo-morphology, cleaned sectioning, 3D lab
    - ii. Wave simulation lab is now coastal studies now
  - k. Labs should have one clean space and one dirty space
  - l. Labs have scanners and computers to support increasing technology within the labs
  - m. Faces is externally funded; much of the funding is from state legislature
    - i. Faces is not an open lab, it's a DNA repository (missing persons) and supporting offices
  - n. Dr. McKillop's lab has 3d printing technology for Mayan Archaeology
    - i. Archaeology have artifacts storage, but not museum quality space
2. Future Direction: Pedagogy and Research
- a. Room 245 physical geography lab (computerized labs), field laptops – hopefully expanding this in the future.
  - b. Specialized Computer Labs will probably still be needed due to software needs
3. Faculty, GTA's
- a. Currently 24 tenure track faculty
    - i. 50% lab based and 50% office based faculty (tenured faculty, research faculty)
  - b. Have 100+ Doctoral students
    - i. There is a need for Graduate student space (doctoral students)
      - 1. Students are funded, but research space is scattered
      - 2. There is a need for lab space for research.
    - ii. GTAs are housed in shared offices on the upper floor.
      - 1. Unattractive space with asbestos and vermin.
4. Issues, Concerns, and Problem Areas
- a. Deferred Maintenance:
    - i. Old building
    - ii. ADA issues
    - iii. HVAC issues
  - b. There are units that do not necessarily need to be located in Howe-Russell

Louisiana State University Meeting Notes  
College of Humanities and Social Science Facilities Master Plan

- i. Reorganization of the building would be helpful so Geography & Anthropology is not scattered.
  - ii. Units that could possibly move elsewhere are the Institute of Coastal Studies and Geography
    - 1. The Institute of Coastal Studies used to be a large institution with money, but it lost funding, and is smaller now.
    - 2. Geography has space in another building. They could consolidate there.
  - c. LAGIC has space (Rm 313) in Howe-Russell Hall that does not seem to be used often.
    - i. It reports to Coast and Environment within the College of Engineering.
    - ii. It has lost most of staff, there one staff person currently there.
    - iii. The College of Engineering may have space to move this.
    - iv. Geography & Anthropology would like to use this space.
  - d. The science component to Geography & Anthropology needs for adequate lab space.
    - i. Need better lab space.
    - ii. The current wet lab space in Room 155 is borrowed and has carpet. These are not supportive to a research environment.
  - e. The map library has quite a few unmet deferred maintenance needs that could damage the contents of the library, including water leaking from above.
    - i. There are tarps covering collections to protect against water damage
    - ii. The collection could potentially be housed within the library.
    - iii. Collection includes Sanborn Maps and Aerial Photos
5. Tour of some spaces within Anthropology & Geography space in Howe-Russell included:
- a. GIS Lab Room 260
  - b. Classroom 245- Lab for Physical Geography and Intro Forensics
  - c. Map Room

**Action Items/Next Steps:**

- 1. All information gathered from departments will be sent to [HSS@LSU.edu](mailto:HSS@LSU.edu) to "Facilities" and distributed to the MP team.
- 2. HSS to provide MP team with requested information from each of the departments and programs that had meetings.
- 3. MP team to provide draft meeting notes to Dean for review and comment prior to distribution.
- 4. MP team to receive copy of 2010 Howe Russell Study (distributed)

These meeting notes were prepared by NBBJ. Please return any comments or corrections within one week of distribution.

Enclosures:

- 1. Narrative: Department of Geography & Anthropology Space Situation April 2016
- 2. Geography Anthropology Space Inventory 2/2016 (spreadsheet)
- 3. Geography & Anthropology Space Designation April 2016 (Floor Plans)
- 4. LSU Geography & Anthropology Fact Sheet

## MEETING NOTES

# LSU HSS INTERNATIONAL STUDIES

### HSS SPACE AND FACILITIES MASTER PLAN – INTERNATIONAL STUDIES

#### ATTENDEES:

**LSU:** Reid Bates, Director; Mary Miles, Associate Director PDC

**NBBJ:** Debi McDonald, Beth Wilson-Shunta

**DLM:** Art Lidsky

**Date:** April 25, 2016, 10am-11am

**Location:** 153 Howe-Russell Hall

**The purpose of the meeting was to review overall space and facilities needs for the International Studies Program.**

#### DISCUSSION

1. Dr. Reid Bates, the director of the Program, is also a faculty member in Human Resource and Organizational Development within the School of Education.
2. Program strengths are the rigor of the program and quality of students, it is fundamentally interdisciplinary, and many students are fluent in second language.
3. Current space includes:
  - a. Director, Reid Bates
  - b. Associate Director, Dr. Challan Nicklan (handles student advising).
  - c. Would like to get additional space for faculty offices and at least 1 classroom.
4. Current: Programs, Teaching, and Research
  - a. The program brings together a variety of departments across the university
  - b. No tenure track faculty. Faculty members become a part of the program in the following ways:
    - i. Teach a course that majors or minors would use in their degree program.
    - ii. Become listed as an active faculty member within the International Studies
      1. Many faculty are listed, but very few are active
    - iii. Be a member of the coordinating committee
      1. 5-6 members
      2. Various departments: Foreign Languages, History, Education etc.
  - c. Faculty are currently from History, Foreign Language, and Women and Gender Studies.
  - d. Study abroad is not a required component, but it is encouraged.
    - i. A separate office outside of International Studies organizes this.
  - e. Foreign Language is required.
  - f. Geographic focus is often Middle East, Europe, Africa, Mid-Asia
  - g. The program is oriented around concentrations:
    - i. Global Diplomacy

Louisiana State University Meeting Notes  
College of Humanities and Social Science Facilities Master Plan

- ii. Global Studies
  - iii. Global Culture
  - iv. Environment & Development
  - v. Students choose two concentrations (major and minor).
  - vi. The more popular concentrations are Global Diplomacy (part of 3+3 Program with Law School) and Middle Eastern Studies.
  - h. Students are prepared with interdisciplinary skills to look at problems from a different lens.
  - i. There is stable enrollment of approximately 200 majors and 50 minors.
    - i. Students tend to be high performing level students
    - ii. The curriculum is a bit more difficult than other disciplines.
  - j. The Associate Director is reviving the International Studies Society
    - i. The society creates a sense of community for the students.
  - k. Texas A+M is a competitor/leader within the International Studies area.
  - l. Students choose to join the International Studies program from high school level and after attending LSU.
  - m. Students receive an International Studies degree.
  - n. Capstone is a requirement for all students to graduate.
    - i. Students take the course in their last semester
      - 1. The course involves research skills, case studies,
      - 2. Students focus on parallels between thematic and geographic interests
      - 3. The final outcome is a paper.
        - a. Many times these papers are published at the UG level.
  - o. Current classes use applied problem based learning; less about learning about things and more about studying problems that are occurring in the world now.
  - p. After graduation students stay within the US, or work abroad.
    - i. USAID, foreign service and embassies, development agencies, for profit organizations that operate globally.
5. Future Direction: Pedagogy and Research
- a. Currently the program is for undergraduate students, but there is interest in creating a graduate program.
  - b. Based on history and enrollment this program will still exist in the future.
  - c. Most flagship universities have a Department of international Studies, or a Center. Bates would like to see a Department at LSU.
6. Issues, Concerns, and Problem Areas
- a. This program is large with no dedicated faculty members.
    - ii. They are trying to hire, but funding is not available.
    - iii. Current faculty (2) have joint appointments 49% and 25%.
      - 1. These are junior faculty and their joint appointments can make tenure more challenging depending on their percentage of involvement.
  - b. It would be helpful to have faculty offices and dedicated classroom space.

Louisiana State University Meeting Notes  
College of Humanities and Social Science Facilities Master Plan

- c. If International Studies became a department or a center it would allow for more resources.
- d. Middle East Concentration is one of the most popular, however, not enough classes to meet the student demand.
- e. The program is budgeted to run the program, but not enough to provide faculty funding.
  - iv. The College of HSS funds the instructors.
- f. Currently the program office is hard to find.
  - v. To be located in a central location within Humanities would be ideal.
  - vi. There is currently not a well-defined home base,
    - 1. There is a need for faculty and administrative offices, and student spaces for meeting or working.
  - vii. There was a request to the University for a sign outside Howe-Russell Hall to provide for better identity, but the request was declined.
- g. The Director should be a tenure track faculty within International Studies
  - viii. This would increase expertise within the field and therefore create a graduate program.
- h. The program has less control over joint appointment courses that are being taught
  - ix. The program negotiates with chairs of other departments in order to provide enough courses and types for the students' course requirements.
- i. The International Studies Program is a rigorous one, serving academically strong students in an interdisciplinary curriculum including significant foreign language requirements.
- j. Some challenges include lack of dedicated faculty, and faculty lines, resources and budget.

**Action Items/Next Steps:**

- 1. All information gathered from departments will be sent to [HSS@LSU.edu](mailto:HSS@LSU.edu) to "Facilities" and distributed to the MP team.
- 2. HSS to provide MP team with requested information from each of the departments and programs that had meetings.
- 3. MP team to provide draft meeting notes to Dean for review and comment prior to distribution.

These meeting notes were prepared by NBBJ. Please return any comments or corrections within one week of distribution.

## MEETING NOTES

# LSU HSS PHILOSOPHY & RELIGIOUS STUDIES

**HSS SPACE AND FACILITIES MASTER PLAN – DEPARTMENT OF PHILOSOPHY & RELIGIOUS STUDIES**

**ATTENDEES:**

**LSU:** Delbert Burkett, Chair; Mary Miles, Associate Director of Planning

**NBBJ:** Debi McDonald, Beth Wilson-Shunta

**DLM:** Art Lidsky

**Date:** April 25, 2016, 1pm-2pm

**Location:** 102 Coates Hall

**The purpose of the meeting was to review overall space and facilities needs for the Department of Philosophy & Religious Studies.**

**DISCUSSION**

1. Current: Programs, Teaching, and Research
  - a. Philosophy and Religious Studies will remain together for financial reasons
    - i. Separation could occur when religious studies could offer a BA and graduate degree on its own.
      1. Currently, BA in Liberal Arts with a concentration on Religious Studies
      2. Formerly, BA in Philosophy with a concentration on Religious Studies.
      3. Change was made to provide clear understanding for students as the degree does not require philosophy classes.
    - ii. Religious Studies is the study of religion, not practice.
      1. It was brought into the department in 1980 by people in Philosophy
    - iii. Philosophy is a study by itself
  - b. Fairly equal faculty breakdown of 11 Philosophy and 10 religious studies
    - i. All faculty have offices. (One office in Prescott Hall.)
    - ii. There is a faculty member with a joint appointment with Women and Gender Studies (75% philosophy/25% Women and Gender Studies).
  - c. Faculty research is computer based or desk based.
  - d. The department teaches many general education courses for core curriculum.
    - i. These service courses do not count towards gaining additional faculty
  - e. Outreach to increase majors is a top priority for the department.
  - f. There are clubs for philosophy and religious studies
  - g. Religious studies is currently and undergraduate degree.
    - i. There is a goal to promote interest in a graduate program for Religious Studies.
  - h. Philosophy is currently an undergraduate and graduate program, but not PhD
  - i. Class sizes are as follows:
    - i. Large lecture classes of 100 or more

- ii. Lecture classes of 55-60 are more typical
- iii. Upper level courses are capped at 30 (often around 10 to 15)
- j. The department has GTS's for philosophy, but not for religious studies
  - i. Most Religious Studies classes are a lecture format due to this.
- k. Philosophy & Religious Studies will continue to be taught in lecture and seminar format.
- l. Funded graduate students have shared space on the 3<sup>rd</sup> floor.
- m. Religious Studies tends to be more interdisciplinary.
  - i. Relationships exist with International Studies, English, Psychology, etc.
  - ii. At times there is interdisciplinary study with the Honor's college
    1. These are special projects-- of team teaching and does not occur often.
- n. The location of the department near the library and the other Humanities departments works well.
- o. Departments within Coates Hall are as follows:
  - i. Communication Studies, Computer Science, Human Resource Management (HSC), Student Support (basement), and Library Science.
- p. Graduates pursue academic study of religion or philosophy, social work, ministry, writing, non-profit organizations, government, college presidents.
  - i. Students tend to think critically and are therefore prepared.
- q. There are joint majors among the following:
  - i. BA religious studies/Masters with Philosophy, Philosophy/Comparative Lit, Philosophy/Psychology, Philosophy/Science, Philosophy/Political Science, and Philosophy/Economics.
  - ii. Philosophy is usually the second major.
2. Future Direction: Pedagogy and Research
  - a. Pedagogy will remain consistent as the most important aspect is the professor and student interaction
    - i. There will be no distance learning or computer courses.
  - b. A Humanities Center as a home base for the Humanities would be a great addition.
  - c. Student interaction should be encouraged.
    - i. Create opportunities for students to interact with each other.
3. Issues, Concerns, and Problem Areas
  - a. Philosophy and Religious Studies could be consolidated in adjacent spaces.

**Action Items/Next Steps:**

1. All information gathered from departments will be sent to [HSS@LSU.edu](mailto:HSS@LSU.edu) to "Facilities" and distributed to the MP team.
2. HSS to provide MP team with requested information from each of the departments and programs that had meetings.
3. MP team to provide draft meeting notes to Dean for review and comment prior to distribution.

These meeting notes were prepared by NBBJ. Please return any comments or corrections within one week of distribution.

## MEETING NOTES

# LSU HSS SOCIOLOGY

**HSS SPACE AND FACILITIES MASTER PLAN – DEPARTMENT OF SOCIOLOGY**

**ATTENDEES:**

**LSU:** Ed Shihadeh, Chair; Mary Miles, Associate Director PDC

**NBBJ:** Debi McDonald, Beth Wilson-Shunta

**DLM:** Art Lidsky

**Date:** April 25, 2016, 11am-12pm

**Location:** 126 Stubbs Hall

**The purpose of the meeting was to review overall space and facilities needs for the Department of Sociology.**

**DISCUSSION**

1. Current: Programs, Teaching, and Research
  - a. Sociology-Criminology has 20 tenure track faculty, 11 instructors, and 20 GTS's
    - i. There are joint appointments between the following:
      1. Agriculture Economics (70% S&C), African & African American Studies (49% S&C), and Women and Gender Studies (49% S&C)
  - b. The decline in enrollment gave the department a chance to refocus.
  - c. The program has 400 majors.
    - i. There are a lot of double majors
  - d. The program is heavily focused on statistics
  - e. Currently, 66% of student credit hours are within criminology
  - f. The difference between criminology and criminal justice is the academic pursuit of crime vs. the study of the justice system.
    - i. Prefer to have criminology in sociology instead of criminal justice program.
  - g. The department is heavy in grant funding
    - i. Federal grants (NIH, NSF) and applied grants
    - ii. Grant funding is not required for tenured faculty
      1. 3-5 faculty bring in most of the grants
    - iii. The department has a significant amount of published work.
  - h. The entire department is housed within Stubbs Hall
    - i. Political Science is also within Stubbs Hall
      1. There is some collaboration on classes with Political Science.
    - ii. All faculty have offices
      1. Adjunct faculty have offices without windows.
  - i. Interdisciplinary courses include Agricultural Economics, African & African America Studies, and Women's and Gender Studies.

- j. The graduate program has a Masters and PhD program.
  - i. There are 60 total graduate students, mostly PhD's
  - ii. Graduate students that are not funded do not need office space.
    1. Graduate students share space office space.
- k. Students obtaining jobs as the degree teaches how to speak, how to write, interpret information, and handle information.
  - i. Typical careers include: Academics, police work, government work.
- l. The department has a strong focus on jobs with the internship program. The program has 40 sophomore and junior students
  - i. Sociology 3900: students find host organization for one semester (6-8 hrs/wk)
  - ii. Criminology, DA office, Crime Strategies Unit – track gang members – 7 students, Playunits, etc.
  - iii. Laurie Martin – organizes this
2. Future Direction: Pedagogy and Research
  - a. The goal is to maintain the number of faculty as their space is full.
  - b. There is a heavy demand for criminology courses.
  - c. Student attendance has started to decrease due to online notes and virtual information.
    - i. 80% attendance in the past, now 60% attendance
    - ii. LSU grades on attendance – attendance increased this year.
  - d. There is not a desire to provide more online courses.
3. Issues, Concerns, and Problem Areas
  - a. Asbestos, Pest Control, Mold
    - i. HVAC issues: Temperature control; furnace room is loud due to vibration.
  - b. Flooding at the basement level via the light wells.
    - i. Computer room is in the basement.
  - c. Need for security at the basement windows and at the computer room.
    - i. These rooms house restricted/confidential data.
  - d. Meeting space is too small and not presentable for outside visitors.
    - i. Typically meet with 15 people.
    - ii. Need a seminar space for 60 people is needed.

**Action Items/Next Steps:**

1. All information gathered from departments will be sent to [HSS@LSU.edu](mailto:HSS@LSU.edu) to "Facilities" and distributed to the MP team.
2. HSS to provide MP team with requested information from each of the departments and programs that had meetings.
3. MP team to provide draft meeting notes to Dean for review and comment prior to distribution.

These meeting notes were prepared by NBBJ. Please return any comments or corrections within one week of distribution.



## MEETING NOTES

# LSU HSS COMMUNICATION STUDIES

**HSS SPACE AND FACILITIES MASTER PLAN – DEPARTMENT OF COMMUNICATION STUDIES**

**ATTENDEES:**

**LSU:** Renee Edwards, Chair; Loretta Pecchioni, Associate Professor; Mary Miles, Associate Director PDC

**NBBJ:** Debi McDonald, Bethany Wilson-Shunta

**DLM:** Art Lidsky

**Date:** April 26, 2016, 12pm-1pm

**Location:** 136 Coates Hall

**The purpose of the meeting was to review overall space and facilities needs for the department of Communication Studies.**

**DISCUSSION**

1. Faculty consists of 12 tenure track faculty and 12 non-tenure track
  - a. Some non-tenured track faculty are doubled up within offices
  - b. All tenured track faculty does research
    - i. Writing, black box, interviewing subjects
2. There are just under 200 majors and just under 200 minors.
  - a. In the last several years, the department has gone down about 30 students per year.
  - b. Communications Studies in not in a recruiting mode to increase enrollment.
3. After graduation students pursue many tracks: sales, non-profit organizations, human resources, public relations, etc.
4. Studio 151 was handed over to CxC as there was less of a need for Communication Studies to teach in this space.
  - a. CxC reports to academic affairs
5. There are many general purpose classrooms within Coates Hall due to its location.
6. A lab facility has been designed for the basement and is in the bid process
  - a. The lab will consist of an interaction room, control room, survey computer room, and work rooms
7. Communications Studies likes being on the Quad, near the library, at the center of campus.
8. In addition to Communication Studies, Coates houses Philosophy & Religion, Computer Science, Student Support, CAS, CXE, SSS.
9. Communication Studies has a focus on public speaking
  - a. Communication Studies is comprised of three areas:
    - i. Rhetoric – public speaking
      1. Sponsors LSU Speech and Debate Team.
    - ii. Interpersonal Communication – personal relationships
      1. Have labs for social research with an interaction room, with carrels and computers, a control room, and work room.
    - iii. Performance Studies – staged performances, performance in everyday life
    - iv. Faculty is split among the three areas
  - b. 80%-90% of classes are located within Coates Hall.

- c. There are 50 sections of Public Speaking.
  - i. 16 LSU curricula require this course.
- d. Current class size is typically 20-27 students
  - i. A lot of skills oriented service courses.
- e. Performances within the black box theater engage an audience of mostly friends, family, and individuals involved with the program
- f. Current pedagogy is different among the three areas
  - i. Page to stage, active learning classrooms for teamwork
10. Future Direction: Pedagogy and Research
  - a. There will not be a focus towards online classes as interaction is a large portion of the content
  - b. Pedagogy will continue to include active learning with group interaction
    - i. Groups tend to be 5-6 students per group
11. Issues, Concerns, and Problem Areas
  - a. The black box theater needs better storage
    - i. Currently the storage is located on the third floor without elevator access.
  - b. The black box theater is meant to work as a classroom and as a performance space
    - i. It does not work as well as a classroom due to the furniture
  - c. The black box theater needs a workshop for set and prop design and production
    - i. Currently, they use the theater or parking lot for this.
  - d. There is a desire to have all faculty located within the same building
    - i. Currently 4 non-tenured track offices are located in Prescott
  - e. Existing classrooms have about 30 seats @ 15 to 20 SF per seat. This is very tight. F. Communication Studies needs movable desks.
  - f. There is a need for student collaboration space outside of the classroom
  - g. Some classrooms have noise control issues due to the media use, voices, performances, etc.
  - h. There is a need for speech lab and community interaction space.
    - i. Tables for consultations
    - ii. Storage for resources, books, files
    - iii. 3 meeting spaces for 15 to 20 seats
  - i. There is a need for more debate team space
    - i. Need room for practice for 5-10 students
    - ii. Storage for materials
  - j. Future needs will be similar for teaching classes.
    - i. Also need group collaboration for 5 to 6 students in classrooms
    - ii. Presentation will be an important component
  - k. Need outside signage and maybe a canopy for identity.

**Action Items/Next Steps:**

1. All information gathered from departments will be sent to [HSS@LSU.edu](mailto:HSS@LSU.edu) to “Facilities” and distributed to the MP team.
2. HSS to provide MP team with requested information from each of the departments and programs that had meetings.
3. MP team to provide draft meeting notes to Dean for review and comment prior to distribution.

These meeting notes were prepared by NBBJ. Please return any comments or corrections within one week of distribution.

## MEETING NOTES

# LSU HSS FACULTY FORUM

### HSS SPACE AND FACILITIES MASTER PLAN – HSS Faculty Forum

#### ATTENDEES:

**LSU:** Emily Elliott (Psychology), James Honeycutt (Communications Studies), Rafael Orozco (Linguistics/Spanish), Keith Sandiford (English)

**NBBJ:** Debi McDonald

**DLM:** Art Lidsky

**Date:** April 26, 2016, 4:00 – 5:00 pm

**Location:** 16 Lockett Hall

**The purpose of the meeting was to review overall space and facilities needs for HSS.**

#### DISCUSSION:

##### General:

1. Need for more access to power throughout all the buildings.
2. Lack of elevators is a big issue for general access and ADA access.
  - a. The third floors in all of the buildings do not have elevator access.
3. Do not like bolted chairs in classrooms.
4. Clock Tower hands should be painted dark so they can be seen

##### Program Areas:

1. Need more, larger classrooms at 100+ seats.
2. What is the vision for future classrooms?
  - a. Lecture style being replaced by other more interactive, or discussion-style formats.
3. Current lecture classrooms on the lower level of Lockett Hall are undesirable.
4. The smaller classrooms in Audubon are good for classes.
5. There is a need for more student hang out space.
6. Need space to support more interaction.
7. Need more space for studying for exams.
8. HSS comprises large departments like Communication Studies, and also smaller departments, like Geology, and 12 programs
9. Psychology needs more faculty space and more research space – maybe at Pennington.
  - a. For an example, Mass Communication has a good research lab.
10. There could be shared space for the HSS programs including:
  - a. Multi-cultural office
  - b. Women's Center
11. There is a Residential College for HSS called South Hall.
  - a. Global Connections is scheduled in the classroom at South Hall.
  - b. The classrooms in the residence halls were developed to increase enrollment and support retention.

- c. There are also additional ways to create a sense of community.
  - i. For instance, in the Intro to Psychology course, they are asked to block out 25 seats for a specific cohort groups.
- 12. There are 12 Interdisciplinary programs in HSS. These programs are spread out in multiple buildings in central campus.
  - a. Maybe a central location would serve them better.
    - i. African & African American Studies Minor
    - ii. Art History Minor
    - iii. Asian Studies Minor
    - iv. Chinese Culture and Commerce Minor
    - v. Disaster Science & Management Minor
    - vi. Economics Minor
    - vii. Film and Media Arts Minor
    - viii. International Studies
    - ix. Jewish Studies Minor
    - x. Linguistics Minor
    - xi. Political Discourse Studies Minor
    - xii. Women's & Gender Studies Minor
- 13. Departments need more lab space in general.
- 14. Departments that may be located near each other include: English, French, Foreign Languages, Psychology, Anthropology, and Communication Disorders.
- 15. English space includes:
  - a. Faculty offices – now located in Allen, Hodges, French House
  - b. 3 seminar rooms with tables and chairs.
  - c. 2 faculty rooms with café atmosphere
- 16. The current office space configuration is:
  - a. Private offices for faculty, typically with windows
  - b. Shared offices for Graduate Assistants, often on the third floor, some are private, some are shared.
  - c. For future, there may be a consideration for some cubicles for staff or faculty.
  - d. Art Lidsky noted that on a typical university campus classrooms take up about 5% of the overall space while faculty office take up 35% to 30%.
- 17. Central Testing is challenging
  - a. Students make an appointment for a specific test.
  - b. They typically have about 1 week to schedule the test.
  - c. Student must wait in line outside. Sometimes it's raining.
  - d. Maybe it could be decentralized.
  - e. Maybe it could be moved to an alternate location.
  - f. Maybe the entry could be reconfigured so students could queue up inside.

**Action Items/Next Steps:**

1. All information gathered from meetings will be sent to [HSS@LSU.edu](mailto:HSS@LSU.edu) to "Facilities" and distributed to the MP team.
2. HSS to provide MP team with requested information from each of the departments and programs that had meetings.

3. MP team to provide draft meeting notes to Dean for review and comment prior to distribution.

These meeting notes were prepared by NBBJ. Please return any comments or corrections within one week of distribution.

## MEETING NOTES

# LSU HSS FILM & MEDIA ARTS

### HSS SPACE AND FACILITIES MASTER PLAN – FILM AND MEDIA ARTS PROGRAM

#### ATTENDEES:

**LSU:** Jim Catano, Director; Mary Miles, Associate Director PDC

**NBBJ:** Debi McDonald, Bethany Wilson-Shunta

**DLM:** Art Lidsky

**Date:** April 26, 2016, 11am-12pm

**Location:** 124 Himes Hall

**The purpose of the meeting was to review overall space and facilities needs for the Film and Media Arts Program.**

#### DISCUSSION:

1. The program is run under the BALA, which is an HSS umbrella for smaller units within the College
  - a. This particular program has enough students graduating to be above the low performer level.
2. 75 majors students, 35 minor
  - a. There is anticipation of growth within the program
  - b. There is significant student interest in the program.
3. The possibility of becoming a department could occur if Film and Media Arts joined the Theater department, which is in the College of Education.
4. The program is allotted \$3500 per year to run the program
5. Film and Media Arts does not have faculty lines. All faculty are from HSS.
  - a. In order to have faculty, need to be identified as a BA degree program.
6. Current: Programs, Teaching, and Research
  - a. The program is cross-college partnering with DMAE (Digital Media Arts) and Theater
  - b. The program is partnering with English within the college
    - i. This is mainly for screenwriting
  - c. HSS encourages dual degrees more than other colleges within the university
    - i. Interdisciplinary study outside the college is hard to structure due to this.
    - ii. Typical dual degrees for Film and Media Arts are with English, Language, CMST, Comparative Literature
  - d. Students minor in a variety of areas, including Business
  - e. Most classes have a media component; most classes now support this.
  - f. Computer editing software is required therefore most editing occurs within computer labs, not on individual laptops
  - g. Classes use Studio 151 within Communication Services for editing, shooting, lighting,
  - h. Editing equipment is stored in faculty offices
  - i. Class sizes are typically capped at 25 students
    - i. This allows for groups of 5 students

Louisiana State University Meeting Notes  
College of Humanities and Social Science Facilities Master Plan

7. Future Direction: Pedagogy and Research
  - a. Increased enrollment is anticipated to occur
  - b. The basic approach to the way film and media arts is taught will remain the same
    - i. Undergraduate course delivery will not change, but LSU is at a technology plateau right now. They need more technology in order to offer more.
    - ii. Digital Media has a lot of equipment.
    - iii. Students want to learn how to make and distribute film
    - iv. The distribution of film is becoming easier and creating films are becoming less expensive
  - c. There is an increased interest in film production among students
    - i. The school will not teach production until there is a graduate level to the program
  - d. The validity of the program will increase, but the nature of the program will not shift
  - e. There are film schools at UCLA, Berkeley and NYU. Florida teaches technical skills.
  - f. Classroom settings need to include:
    - i. Editing programs
    - ii. MAC products
    - iii. Most classrooms have media, technology, and sound systems
    - iv. Discussion class for 20 to 40 students with large screening capability.
    - v. Students watch film on own time. Show short movie clips in class. (MFA shows full films in class.)
8. Issues, Concerns, and Problem Areas
  - a. The largest problem is not being able to meet the student demand
    - i. The student interest is there.
    - ii. They struggle to offer enough courses to support minors.
    - iii. Some students are closed out of classes, but the Registrar doesn't distribute waitlists to faculty.
      1. Waitlists are not created for rotating topics
    - iv. There is no dedicated fulltime faculty
      1. Faculty are borrowed from other departments
      2. No joint lines
    - v. There is a need for more faculty
      1. The program would be willing to open up to teach university classes, but more faculty are needed in order to have the ability to do so.
    - vi. Once a BA in Film and Media Arts is in affect faculty will have the option to be aligned with Film and Media Arts
      1. Possibly full appointments or joint lines could occur.
  - b. The director position needs to be a full-time appointment with adequate class load relief.
    - i. The office closes in the summer
    - ii. Faculty are 9 month contracts, chairs are 12 month contracts

Louisiana State University Meeting Notes  
College of Humanities and Social Science Facilities Master Plan

**Action Items/Next Steps:**

1. All information gathered from departments will be sent to [HSS@LSU.edu](mailto:HSS@LSU.edu) to "Facilities" and distributed to the MP team.
2. HSS to provide MP team with requested information from each of the departments and programs that had meetings.
3. MP team to provide draft meeting notes to Dean for review and comment prior to distribution.

These meeting notes were prepared by NBBJ. Please return any comments or corrections within one week of distribution.

## MEETING NOTES

# LSU HSS HISTORY

### HSS SPACE AND FACILITIES MASTER PLAN – DEPARTMENT OF HISTORY

#### ATTENDEES:

**LSU:** Victor Stater, Chair; Mary Miles, Associate Director PDC

**NBBJ:** Debi McDonald, Beth Wilson-Shunta

**DLM:** Art Lidsky

**Date:** April 26, 2016, 8am-9am

Location: 224 Himes Hall

**The purpose of the meeting was to review overall space and facilities needs for the Department of History.**

#### DISCUSSION

1. The following are located in Himes Hall:
  - a. Student Assessments and Testing (240 wk stations), Women's and Gender, Film and Media Arts, IT space, University College, Student Supports, Office of Research and Economic Development, Sponsored Programs, General purpose classrooms
2. The highest recognition of professorship from the University is through the Boyd Professorship.
  - a. Internationally recognized scholars that receive dedicated research funding.
3. Love the location on central campus in Himes.
  - a. Ante rooms are located outside of offices and become collection space for extra furniture, etc.
    - i. These could be converted to student space.
4. Current: Programs, Teaching, and Research
  - a. 27 faculty (tenured/tenure track)
    - i. There are no instructors.
    - ii. 1 faculty member is joint appointed with Philosophy and Religious Studies
    - iii. Faculty is consistent
    - iv. One third of the department is within retirement age.
      1. There are a fair number of emeritus faculty.
        - a. The department tries to provide offices for the emeritus faculty.
          - i. Faculty keep their offices for typically 3 years depending on how active they are within the department.
        2. Retirement does not always mean history gets those positions to fill
          - a. The department seeks to hire replacements in like fields.
    - v. Spousal hires occur occasionally.
      1. The spouse does not have to be hired, but typically are.

Louisiana State University Meeting Notes  
College of Humanities and Social Science Facilities Master Plan

- b. The departments strengths are the History of the American South (Colonial period forward) and Modern Europe.
- c. The History department teaches many general education courses for undergraduates
  - i. All students need a humanities credit in order to graduate, many choose to take a history course
- d. The History department finds it useful to be near the Library, Philosophy and Religious Studies, and other departments around the quad.
- e. There are 40 undergraduate students and 40 graduate students (Masters and PhD)
  - i. 27 graduate students hold assistantships
    - 1. Graduate students have shared offices (2 per office)
    - 2. There is a graduate student lounge located on the third floor for the students who don't have an office
- f. After graduation students following a variety of paths:
  - i. It used to be primarily Law school
  - ii. Now more Business, Science, teaching, public service (NSA, state department), publishing, etc.
  - iii. Most PhD students look for tenure track placement in the Academy
    - 1. It's getting harder to find these positions.
    - 2. Most of these students do not get hired at LSU
- g. The Graduate student HDSA members sponsor a national conference.
  - i. 75-100 attendees
- h. History has lost half of its majors within the last 7-8 years
  - i. Looking to maintain existing or grow a little.
    - 1. 220 majors today – 440 about 10 years ago
    - 2. The incoming class is up by 2 students after years of decreases
    - 3. Many majors went on to law school
      - a. The implosion of law schools has had an effect on enrollment.
    - 4. Advantages to lower enrollment are smaller class sizes, the ability to run more seminars, and graduate assistants have a reduced work load.
    - 5. Disadvantages to lower enrollment are the effects of reduced funding
- i. There are relationships outside of HSS with the Honors College, Art and Design, Science, Business, and Education.
  - i. These are mostly research based relationships
  - ii. The Honors College is a teaching relationship
  - iii. The School of Education is a harder relationship to maintain due to differences in approach
    - 1. Education focuses on pedagogy and theory
    - 2. History focuses on content
- j. There is a relationship with International Studies.
  - i. International Studies students take many history classes
  - ii. International Studies is not a department so leadership changes frequently.

Louisiana State University Meeting Notes  
College of Humanities and Social Science Facilities Master Plan

- 1. The current leader is from the school of education and a bit off the History radar.
- k. HSS has a dorm on campus, South Hall, where many HSS students live.
- l. Current mix of classrooms within Himes Hall are as follows:
  - i. Lecture hall of 100-140, 3 seminar rooms, 1 on third floor, 2 on second floor
    - 1. Lecture: Registrar controls, but history has first priority
    - 2. Seminar: History controls
- 5. Future Direction: Pedagogy and Research
  - a. Pedagogy of lecture will fundamentally remain
    - i. Some instructors have experimented with the flipped classroom model
      - 1. There are mixed views among the faculty
  - b. Digital resources will increase
  - c. Class sizes currently are:
    - i. 15 students in a seminar
    - ii. 20-40 students in an upper level lecture
    - iii. 100-150 students in General Education lecture
- 6. Issues, Concerns, and Problem Areas
  - a. Himes Hall has not been renovated
    - i. Third floor is dark and gloomy as there is no natural light
      - 1. Student Aid, Media, and History GTA's use the third floor office space.
  - b. Deferred maintenance is an issue within Himes Hall.
  - c. There is no elevator within the building.
  - d. History is interested in the Sponsored Programs space.
    - i. Sponsored Programs are outgrowing their space. Maybe they could move elsewhere.

**Action Items/Next Steps:**

- 1. All information gathered from departments will be sent to [HSS@LSU.edu](mailto:HSS@LSU.edu) to "Facilities" and distributed to the MP team.
- 2. HSS to provide MP team with requested information from each of the departments and programs that had meetings.
- 3. MP team to provide draft meeting notes to Dean for review and comment prior to distribution.

These meeting notes were prepared by NBBJ. Please return any comments or corrections within one week of distribution.



## MEETING NOTES

# LSU HSS MILITARY SCIENCE

### HSS SPACE AND FACILITIES MASTER PLAN – MILITARY SCIENCES

#### ATTENDEES:

**LSU:** Major Gregory Daniel; Mia Douglas, Admin. Coordinator; Mary Miles, Associate Director PDC

**NBBJ:** Debi McDonald, Beth Wilson-Shunta

**DLM:** Art Lidsky

**Date:** April 26, 2016, 10am-11am

**Location:** Military Science Building

**The purpose of the meeting was to review overall space and facilities needs for Military Sciences.**

#### DISCUSSION:

1. Current: Programs, Teaching, and Research
  - a. Army and Air Force programs are located on the LSU campus
    - i. The Navy program is located at Southern Louisiana.
  - b. There are (2) LSU employees for the Army and (2) for the Air Force.
    - i. Major Daniel is an Assistant Professor in Military Sciences
    - ii. Instructors are on active duty.
  - c. Cadets are enrolled in a 4 year program. This can compress to a 2 year program
  - d. Cadets within the engineering school are enrolled in a 5 year program.
  - e. 50%-60% of students within Military Sciences are enrolled in STEM programs.
  - f. There are approximately 180 total students within the Army program.
    - i. This includes commissioned second lieutenants within the 2 year program.
    - ii. There are usually 80 to 84 in a class.
    - iii. 25 cadets were commissioned this year. There used to be a requirement to commission 18, but that has increased to 25.
  - g. There has not been a decrease in enrollment within the ROTC
    - i. The millennial generation seems to be interested in joining.
    - ii. This could be due to the historical relevancy of LSU as it was a military school.
  - h. There are financial incentives to be in the Army ROTC
    - i. A grant is provided with the ROTC scholarship.
    - ii. The state of the Louisiana gives tuition exemption with National Guard and ROTC dual enrollment
  - i. Students must be enrolled in 12 credits minimum and 21 credits maximum.
  - j. Military Sciences require the following classes:
    - i. First Year: 1 hr course, 1 hr lab
    - ii. Second Year: 2 hr course, 1 hr lab
    - iii. Third and Fourth Year = 3 hr course, 1 hr lab

## Louisiana State University

## Meeting Notes

College of Humanities and Social Science Facilities Master Plan

- k. The courses that are required are held within the classrooms in the Military Science building. Currently there are (2) classrooms that have a flexible partition between the two. The partition works well for allowing flexibility of the space, but performs poor acoustically.
    - i. The freshman course is learning about the Army.
    - ii. The later courses cover tactical learning.
    - iii. The labs are application of the courses in the field.
      - 1. Leadership, shooting, assembling rifles, etc.
    - iv. These classes teach about the Army, leadership of small teams, management skills, and planning events.
    - v. Classes include map reading, drill and ceremony, rifle assembly, shooting at the range.
  - l. There is a fitness course with a PT focus that is now also open to civilians. This takes place at the Rec Center.
  - m. The current location of the Military Science Building is good, there is a presence on the campus.
2. Issues, Concerns, and Problem Areas
- a. There was a written agreement with the State of Louisiana.
    - i. Documents extend back to 1974 and further into the 1950s, 60s, etc.
    - ii. The 4 acre space that was agreed upon has not been provided to the Army.
      - 1. This space is open land for drills, physical tests, map reading, etc.
  - b. Military Sciences has athletic facility needs and scheduling of this space has been difficult.
    - i. Only students that are athletes can use the athletic spaces
    - ii. There is a need for use of the track.
      - 1. The class is 80 students and the practice track is too small and creates congestion for the students.
      - 2. The ROTC has volunteered time to 35 athletic events in exchange for use of the track.
    - iii. There is need for use of the natatorium for water survival tests and training.
      - 1. There is a \$350 charge for the use to ROTC of the Natatorium.
        - a. There have been conflicts when time was reserved and others were using the facility.
  - c. The Military Science Building is in poor shape.
    - i. The roof leaks and the windows are in poor condition.
    - ii. The ROTC program has volunteered significant time and to enhance the facilities, including work in the simulation area and the rifle range.
  - d. The ROTC is interested in instituting an NCAA rifle team of Army students and civilians.

## Louisiana State University

## Meeting Notes

College of Humanities and Social Science Facilities Master Plan

**Action Items/Next Steps:**

1. All information gathered from departments will be sent to [HSS@LSU.edu](mailto:HSS@LSU.edu) to "Facilities" and distributed to the MP team.
2. HSS to provide MP team with requested information from each of the departments and programs that had meetings.
3. MP team to provide draft meeting notes to Dean for review and comment prior to distribution.

These meeting notes were prepared by NBBJ. Please return any comments or corrections within one week of distribution.

## Attachment:

- 1974 Contract

## MEETING NOTES

# LSU HSS POLITICAL SCIENCE

**HSS SPACE AND FACILITIES MASTER PLAN – POLITICAL SCIENCE**

**ATTENDEES:**

**LSU:** Bill Clark, Chair; Mary Miles, Associate Director PDC

**NBBJ:** Debi McDonald

**DLM:** Art Lidsky

**Date:** April 26, 2016, 3:00 – 4:00 pm

**Location:** 240 Stubbs Hall

**The purpose of the meeting was to review overall space and facilities needs for Political Science.**

**DISCUSSION:**

1. Areas of concentration in Political Science
  - a. American Politics
  - b. International Relations
  - c. Comparative Politics
  - d. Political Theory and Philosophy
2. Majors
  - a. Political Science has been losing majors. There used to be 400 to 500 majors. Currently, there are 350.
  - b. In addition to a national trend in reduction in humanities majors, other units, including International Studies, have been created which may contribute to this reduction. International Studies tends to be less behavioral, empirical, and quantitative. In addition to politics, it also focuses on economics, language and culture.
    - i. International Relations has included diverse investigations including Public Policy, Race & Gender and Pre-Law.
  - c. International Studies has about 300 majors. About 100 of these could be considered Political Science majors. There is some overlap.
  - d. Manship has a Political Communications program which competes for some majors.
  - e. There are some Political Science faculty jointly assigned with other units.
  - f. The MPA at the Business School could instead be located within Political Science.
  - g. The 3 + 3 Program with the Law School may add more Political Science majors, but this is not yet confirmed.
3. Faculty
  - a. There are currently 25 Faculty in Political Science. This is a reasonable number going forward.
  - b. There are currently some vacancies. With some retiring, and recent hires, the number is fluctuating a bit. It isn't guaranteed the vacant faculty will be replaced within Political Science.
  - c. 25 years ago, there were 15 faculty.

- d. Political Science isn't a growing major. 25 faculty is a good count going forward. 30 would be too big.
- e. 25 Faculty can be housed on the 2<sup>nd</sup> floor of Stubbs.
4. Students
  - a. There are currently 50-55 Graduate Students. 80% of these, or 40 to 44 are PhD's.
  - b. There are typically 3 sections with over 250 students each semester.
  - c. Some classes have 40 to 50 students.
5. Physical Space
  - a. The existing physical space is challenging. It is old, there is asbestos, and there is no elevator.
  - b. The department could use more space.
  - c. Political Science likes the location of their space. They would not choose to move.
  - d. Stubbs Hall could be renovated to become more like Hodges Hall.
6. Teaching styles
  - a. Political Science will continue to have similar teaching styles in the future, including both lecture and discussion sections.
  - b. There will probably be more on-line courses.
7. Adjacencies
  - a. Political Science could benefit by being located near Sociology or History. Maybe International Studies.

**Action Items/Next Steps:**

1. All information gathered from departments will be sent to [HSS@LSU.edu](mailto:HSS@LSU.edu) to "Facilities" and distributed to the MP team.
2. HSS to provide MP team with requested information from each of the departments and programs that had meetings.
3. MP team to provide draft meeting notes to Dean for review and comment prior to distribution.

These meeting notes were prepared by NBBJ. Please return any comments or corrections within one week of distribution.

# MEETING NOTES

## LSU HSS PSYCHOLOGY

### HSS SPACE AND FACILITIES MASTER PLAN - DEPARTMENT OF PSYCHOLOGY

#### ATTENDEES:

**LSU:** Jason Hicks, Chair; Mary Miles, Associate Director of Planning

**NBBJ:** Debi McDonald, Beth Wilson-Shunta

**DLM:** Art Lidsky

**Date:** April 26, 2016, 2pm-3pm

**Location:** Audubon Hall

**The purpose of the meeting was to review overall space and facilities needs for the Department of Psychology.**

#### DISCUSSION:

1. Current: Programs, Teaching, and Research
  - a. The College of HSS was originally Arts and Science
    - i. Traditionally, Psychology was included here
    - ii. With the evolution of the name of the school to Humanities and Social Sciences it continued to include psychology.
  - b. The department has 24 faculty (21-22 FTE)
    - i. At a maximum the department had 30+ faculty in the late 90s.
    - ii. In the past 5-10 years there have been 26-28 faculty.
    - iii. 50% of faculty are focused on applied clinical psychology.
    - iv. 10% of faculty are focused on industrial organizational psychology.
    - v. 40% of faculty are focused on basic research.
  - c. There are 3-4 instructors.
  - d. All faculty are located in Audubon Hall except for the research enterprise in Johnston Hall and the office of the Director of the Psychological Center.
  - e. Pennington Biomedical Research Center is an LSU initiative
    - i. Dr. Pennington donated the land in Baton Rouge where the center is located.
    - ii. Students do not seem to look at the location of Pennington as a barrier.
      1. They have their feet in both Pennington and at the university.
  - f. Research space is located either in Audubon Hall or Pennington.
    - i. Pennington supports research in clinical psychology: healthy behaviors, nutrition, health.
      1. Student also work in clinics nearby
    - ii. 3 faculty members are at Pennington
      1. (1) full professional faculty appointment
      2. (2) joint faculty appointments

3. Many faculty conduct 100% of their research at Pennington.
- g. There are 100 total graduate students (PhD)
  - i. 55-60 are on or near campus.
  - ii. 40-45 are on an internship for their 5<sup>th</sup> year.
  - iii. No terminal Master program – only those who do not continue on to PhD
- h. Graduate offices are shared.
- i. There is dedicated general shared space for graduate students.
- j. 55-60% of graduate students are funded.
  - i. 35 GA Assignments (teaching)
  - ii. Usually about 24 TA's.
  - iii. About 5 RA's on grants
  - iv. About 10 to 15 Graduate students on contract
  - v. Contracts with agencies in the city
  - vi. Clinical work in Johnston Hall with the Psychological Services Center.
    1. The program is a training site for students run by clinical faculty.
    2. The program is open to the community.
      - a. Parking is provided near Johnston Hall.
    3. The backside of the building is the main entrance.
    4. The center provides a variety of assessments and typical psychological treatment.
      - a. Testing of children identifying gifted and talented and learning disabilities
      - b. Testing of athletes
      - c. Not depression
    5. Students do not typically use the center's services as they have free access to mental health services through the university.
    6. More research and labs are planned to go to Johnston Hall
  - vii. Pennington
    1. 15-20 minutes away
    2. Uses MRI at Pennington
    3. Clinic in clinical psychology
- k. After graduation students continue to the following fields or study:
  - i. Healthcare, Retail Management, Masters programs leading to certification, PhD programs, etc.
- l. There are 850 undergraduate students in interdisciplinary studies
- m. The following relationships exist with psychology:
  - i. Linguistics (natural research connection), business (marketing and management), sciences (biology, kinesiology), communication disorders (in Hatcher), Pennington, and Social Work (School of HSE)
  - ii. These relationships occur based on professor relationships of the faculty.
- n. Sociology and Political Science are sister areas within the school of HSS.
- o. Classrooms within Audubon Hall are registrar controlled general use classrooms.

## Louisiana State University

## Meeting Notes

College of Humanities and Social Science Facilities Master Plan

- p. The department teaches general education courses for the School of Music, School of Education, and Nursing.
  - q. Class sizes:
    - i. 40 - 70+ students for lectures
      - 1. Intro to Psychology is a popular course
  - r. Classes use group discussions depending on the class size.
  - s. Some classes use problem based learning methods.
    - i. A research methodology class does a research project.
      - 1. The class consists of a group scientific poster presentation and individual papers
  - t. Use Registrar controlled classrooms usually in Audubon Hall and Allen Hall
  - u. Classroom environment for students and instructors depend on nature of the subject.
    - i. Online classes can be used as an introduction, however classes are best when engagement occurs
    - ii. Some instructors are great as online professors and conduct it in a targeted way.
  - v. Students work outside of the class in the library, congregate in union, meet in odd nooks and crannies within Audubon Hall or off campus.
  - w. Undergraduates sort through psychology directions through an intro class, faculty informing students in class, and psychology club.
    - i. Students in the honors college typically engage quickly.
  - x. Undergraduate majors usually go on to health care related services, retail management.
  - y. Graduate students usually go on to counselling, social work, marriage and family therapy.
2. Future Direction: Pedagogy and Research
- a. Future pedagogy could potentially focus on a hybrid or flipped classroom approach.
  - b. Intro to Psychology may be on-line
  - c. Group work will continue to be required.
    - i. Research will not change except for survey gathering
      - 1. Research testing and questionnaires are and will continue to become more accessible through online resources.
      - 2. Dementia data bases and face to face interactions will still occur.
      - 3. More research in older adults and dementia
  - d. Cognitive and Brain study and the emergence of neuroscience will impact the psychology field.
  - e. New hires will need to be in neuroscience (translational research), genetics, and cognition.
    - i. Studies will most likely focus on how biological disorders affect behavior, genetics, cognitive neuroscience, and school psychology (treatment of psychological disorders and caregiver instruction).
3. Issues, Concerns, and Problem Areas
- a. The fixed furniture is prohibitive of group discussions within class.

## Louisiana State University

## Meeting Notes

College of Humanities and Social Science Facilities Master Plan

**Action Items/Next Steps:**

1. All information gathered from departments will be sent to [HSS@LSU.edu](mailto:HSS@LSU.edu) to "Facilities" and distributed to the MP team.
2. HSS to provide MP team with requested information from each of the departments and programs that had meetings.
3. MP team to provide draft meeting notes to Dean for review and comment prior to distribution.

These meeting notes were prepared by NBBJ. Please return any comments or corrections within one week of distribution.

## MEETING NOTES

# LSU HSS COMMUNICATION SCIENCE AND DISORDERS

### HSS SPACE AND FACILITIES MASTER PLAN – HSS Communication Disorders

#### ATTENDEES:

**LSU:** Todd Gibson, Janet Norris, Janna Oetting, Mary Miles

**NBBJ:** Debi McDonald

**DLM:** Art Lidsky

**Date:** April 27, 2016, 11:00 am – 12 pm

**Location:** 63 Hatcher Hall

**The purpose of the meeting was to review overall space and facilities needs for Communication Disorders, which is located in Hatcher Hall.**

#### DISCUSSION:

##### General:

1. Access to the current Clinic space is difficult.
  - a. Currently have 6 parking spaces, but these are sometimes not enough, and the ramp is steep getting from the front spaces.
  - b. Water runs down the outside ramp and sometimes floods into the building.
  - c. Off campus might be a better location.

##### Faculty:

1. There are 10 tenure/tenure track Faculty and 6 Clinical Faculty in Communication Disorders.
  - a. The faculty all have research space.
    - i. This space is typically about 150 – 200 sf with tables, files and 4 work stations. They should be bigger.
    - ii. Need rooms to meet outside this space.
2. They have hired 2 new faculty.

##### Curriculum:

1. Undergraduate degree is a professional degree
  - a. Speech Pathology and Audiology are popular programs
  - b. Communications Disorders has grown to include feeding and swallowing in infants, and geriatric issues, including hearing and recovery from strokes. This expanding demand is increasing need for trained professionals in these areas.
    - i. There is a 24% increase in job opportunities in these disciplines.
  - c. Research areas are funded by NIH and NSF grants in addition to other sources.
  - d. Would like to provide curriculum on lifecourse in aging, across disciplines.
  - e. Room 5 or Room 26 would be good.

**Enrollment**

1. The undergraduate class is about 30, with about 90 to 100 majors. The total number of majors is 300 students.
  - a. This year they accepted 33, but their classroom only has 27 chairs.
2. There are 40 - 54 masters candidates
3. There are 9 – 16 PhD candidates. These are limited by space.

**Space Needs**

1. Need a classroom in the building.
2. Students go between the clinic and class throughout the day.
3. Undergrads need a student work area
4. Masters students need a work room
5. PhD candidates are all over the place. They typically share a room with 4 desks.
6. Due to HIPA requirements, students can't work at home, so having space available at school and within the department area is critical.
7. Ideal program space needs include:
  - a. Free standing building with adjacent parking
    - i. Difficult for people to get to current space.
  - b. At grade Clinic space
  - c. Research near classroom
  - d. Could be near Psychology
  - e. Need larger rooms to allow room for families
  - f. Emerge is good space. They are on South Campus and have larger rooms. Could work there, but it's far away.
  - g. Need pre-school area
  - h. Kitchen area for self-help skills
  - i. Adult Center
    - i. Geriatric bathroom
  - j. Research space to include:
    - i. Kinesiology
    - ii. Memory
    - iii. Social Work
  - k. Space for a Lab Manager
    - i. See research participants, coordinate student workers, filing cabinets, coordinate PhD students.

**Research**

1. Currently doing research on rural dialects in Assumption Parish nearby.
2. Currently have 6 audiology booths. Only need maybe 4.
3. Would like to do research on twin speech, but don't have facilities for this.
4. Need the following to support research (Psychology has some of this):
  - a. Eye tracking
  - b. EEG
  - c. Infrared
  - d. A room similar to Room 5 or Room 26 for tables.

**Clinic**

1. The Clinic is staffed by Master students. There may be a few PhD's.
2. Clients find the clinic by reputation, by word of mouth, on facebook.
3. There are space constraints in the Clinic. Not enough space.
4. Need Group Therapy rooms for groups of 3 to 5.
5. Examples of good clinic space
  - a. University of Utah and Arizona State have good space.
  - b. Purdue has a new Nursing building.
  - c. University of Memphis had a new nursing building
    - i. Room for EEG, straboscopy, kinematics

**Future Teaching:**

1. More technology
2. More tele-health
3. More collaboration (current space does not effectively support collaboration)

**Action Items/Next Steps:**

1. All information gathered from meetings will be sent to [HSS@LSU.edu](mailto:HSS@LSU.edu) to "Facilities" and distributed to the MP team.
2. HSS to provide MP team with requested information from each of the departments and programs that had meetings.
3. MP team to provide draft meeting notes to Dean for review and comment prior to distribution.

These meeting notes were prepared by NBBJ. Please return any comments or corrections within one week of distribution.



# MEETING NOTES

## LSU HSS DEAN DEBRIEF

### HSS SPACE AND FACILITIES MASTER PLAN – HSS DEAN DEBRIEF

#### ATTENDEES:

**LSU:** Dean Stacia Haynie, Troy Blancard, Tina Foss, Malcolm Richardson, Ann Whitmer, Mary Miles

**NBBJ:** Debi McDonald

**DLM:** Art Lidsky

**Date:** April 27, 2016, 1:00 – 2:00 pm

**Location:** 132 Hodges Hall

**The purpose of the meeting was to review discussion items from the first round of meetings with HSS Department Chairs and Program Directors.**

#### DISCUSSION:

1. Overview:
  - a. As part of this first group of introductory meetings, the HSS MP team met with the following Departments and Programs:
    - i. HSS Dean – Kick-off
    - ii. Geography & Anthropology
    - iii. International Studies
    - iv. Sociology
    - v. Philosophy & Religion
    - vi. French
    - vii. Foreign Languages & Literature
    - viii. History
    - ix. University Registrar
    - x. Military Science
    - xi. Film & media Arts
    - xii. Communication Studies
    - xiii. Psychology
    - xiv. Political Science
    - xv. English
    - xvi. Communication Disorders
    - xvii. 2 Faculty Forums
    - xviii. HSS Dean Debrief
  - b. It is a stated priority that HSS wants to grow enrollment. For a variety of reasons, this growth may be greater in some departments.
2. Department issues –highlights
  - a. The Quad is a wonderful focus for all of the departments in HSS. They like the location and enjoy the adjacencies to each other and to the library. They also appreciate being in the historic core of campus.
  - b. Geography & Anthropology
    - i. Need more space. Would like to expand into Coastal Studies space

- ii. The existing map room leaks. It needs to be repaired, or maybe the maps could move to the library.
- c. International Studies
  - i. Lacks identify. Would like more of a presence. Signage could help. Or perhaps co-location with another Program or Department.
- d. Sociology
  - i. A lot of deferred maintenance issues in Stubbs
- e. Philosophy & Religion
  - i. Happy with current location. May be consolidated in contiguous space. Would like a Humanities Center.
- f. French
  - i. Strong program, separate from Foreign Languages.
- g. Foreign Languages & Literature
  - i. Likes central location.
- h. History
  - i. May have some extra space due to a reduction in number of majors and faculty count.
- i. University Registrar
  - i. Large lecture rooms are a significant need on campus.
  - ii. Also need classrooms with 40 to 70 seats.
  - iii. Many classrooms need significant upgrades.
- m. Military Science
  - i. Has updated their own space. Need 4 acres of outdoor space.
- n. Film & Media Arts
  - i. Maybe become part of another department. Maybe Theater Arts, but this is in another College and may present additional hurdles.
- o. Communication Studies
  - i. Black box theater needs reconfiguration and storage.
  - ii. Need new kinds of classrooms to support small group work.
- p. Psychology
  - i. Big department
  - ii. Research in Pennington and also Johnston Hall.
- q. Political Science
  - i. Foresee growth within the Department. Will maintain current faculty. Sees overlap and competition from other programs including International Studies.
- r. English
  - i. 1<sup>st</sup> floor could be renovated to create better space – maybe seating where the lockers used to be.
- s. Communication Disorders
  - i. Need more space. Access is a problem. Perhaps find an alternate location. The back of the stadium is not very attractive.
  - ii. Perhaps Communication Disorders could move to another location, or off campus to Pennington with Psychology.
- t. 2 Faculty Forums
  - i. All of the HSS Departments and Programs, with the exception of Communication Disorders, likes the central location on campus. They are willing to overlook the deferred maintenance issues in favor of what they consider to be a great location on campus.

- ii. None of the departments expressed a strong preference to be adjacent to other departments. The general feeling was that they are all more or less organized around the Quad, giving good access between the various disciplines.
- iii. There are 12 Departments and 12 Programs within HSS. It seems this leads to some friction between departments and programs where they overlap and also confusion for students

3. Space Needs

- a. All Programs could use some faculty offices. Programs do share faculty with other Programs and Departments, and often faculty are assigned office space in these other departments.
- b. Linguistics and Comparative Literature do not have space.
- c. International Studies is in Howe-Russell, but could be anywhere.
- d. Film and media arts are collaborating with theater.
- e. Many of the departments would like to see a College Center for internal and external events. This Center could also house space for academic fellows to pursue dedicated research within HSS disciplines.
- f. Perhaps a central, shared space for the smaller Programs would be advantageous.
- g. Central Testing has some challenges. Perhaps this could be located elsewhere.
- h. Space may soon be available in Howe Russell when those programs move to Prescott.
- i. Current pedagogies
  - i. There was acknowledgement that a variety of classrooms are currently being utilized and will continue to be needed in the future.
  - ii. There will continue to be large lecture halls, medium classrooms and seminar rooms.
  - iii. It was mentioned that the LSU Business Model will require large classes to be a part of any distribution of class typologies.
- j. Future Pedagogies
  - i. After discussion with the Department Chairs, and especially in discussion with some of the Faculty in the Faculty Forums, NBBJ offered to put together some images to benchmark trends in classrooms and learning spaces.
  - ii. The Chairs typically felt that pedagogies within their disciplines would not change dramatically in the future. The one caveat to that would be an acknowledgment by all that technology would continue to increase its presence in learning environments. On-line learning will also become more common. Moodle is now widely used by all.
- k. Deferred Maintenance
  - i. Many of the buildings have some deferred maintenance needs, including:
  - ii. General ADA accessibility issues throughout
  - iii. Lack of elevators in many of the buildings
  - iv. 3<sup>rd</sup> floor graduate offices are typically inaccessible, and lack natural light.

**Action Items/Next Steps:**

1. All information gathered from departments will be sent to [HSS@LSU.edu](mailto:HSS@LSU.edu) to “Facilities” and distributed to the MP team.

2. HSS departments to provide MP team with requested information from each of the departments and programs that had meetings.
3. MP team to provide draft meeting notes to Dean for review and comment prior to distribution.

These meeting notes were prepared by NBBJ. Please return any comments or corrections within one week of distribution.

## MEETING NOTES

# LSU HSS ENGLISH

### HSS SPACE AND FACILITIES MASTER PLAN – HSS Department of English

#### ATTENDEES:

**LSU:** Valerie Hudson, Joseph Kronick, Elsie Michie, Mary Miles

**NBBJ:** Debi McDonald

**DLM:** Art Lidsky

**Date:** April 27, 2016, 8:00 – 9:00 am

**Location:** 260 Allen Hall

**The purpose of the meeting was to review overall space and facilities needs for the HSS Department of English. English is housed mostly in Allen Hall.**

#### DISCUSSION:

##### General:

1. One of the most successful spaces on campus is the Quad. There should be a way to integrate the Quad into the HSS brand or identity.
2. HSS department locations lack identity and could use signage. There should be some sense of identity for the departments. Something that indicates a sense of community or a sense of pride.
3. The hallway on the first floor of Allen needs improvements. The lockers have been covered up with panels. These areas could potentially be used for bench seating alcoves.
4. Want to bring natural light into the building for a bright and cheery atmosphere.
5. 3<sup>rd</sup> floor needs sprinklers.
6. Allen Hall needs an elevator.
7. The HVAC system needs work
8. Toilet doors held open?
9. There is flooding in the basement from time to time.
10. Adjacencies:
  - a. Adjacency to the library is good for English.
  - b. Also, Allen Hall, and Hill.
11. 1930's murals have recently been restored and are liked.

##### Program Areas:

1. The English Department office is on the 2<sup>nd</sup> floor of Allen, and many of the faculty offices are on this floor, also.
2. English faculty offices are scattered, but mostly in Allen Hall.
  - a. There are 40+/- tenure track faculty, 30+/- instructors and 64 graduate students.
  - b. There are a lot of talented faculty. Many write books.
3. The graduate students have shared office space on the 3<sup>rd</sup> floor.
  - a. There is office space for 16 graduate students on the 2<sup>nd</sup> floor of Allen Hall

4. There is a Center for Freshman Year in Allen Hall.
5. There should be a central gathering space for the College.
  - a. A central event room with seating for 40 to 50, with oak paneling and perhaps a fireplace, would provide space for internal events and internal and outside presenters.
6. Students need spaces to gather. However, gathering space create noise, so there needs to be consideration of the relationships of these spaces to classrooms and faculty offices.

Curriculum:

1. There are four concentrations in English:
2. Creative Writing
3. Literature
4. Secondary Education
5. Rhetoric and Writing
6. Teaching in the future:
  - a. Right now, in a bit of a rut. Need new ways to think about teaching.
  - b. There are tensions in the College regarding teaching and learning styles and associated spaces.
  - c. New teaching models might include:
    - i. More digital and hybrid courses.
    - ii. Composition will be more computer centered.
    - iii. Multi-modal teaching is more and more preferred.
    - iv. Digital Literacy is a focus
    - v. More on-line courses
    - vi. In the future, students will all have their own device.
    - vii. More group work.
    - viii. More variety
  - d. Future classrooms will need to have tables instead of rows of chairs.
7. English has big lectures and also small writing seminars.
  - a. All classrooms on campus have multi-media capability.
  - b. Lecture courses enroll 140 to 160 students.
  - c. The 2000 series enroll more than 40 students
  - d. The 4000 series enroll 20 to 25 students.
  - e. Writing Seminars are limited to 22 students.
    - i. There are 125 sections of Writing Seminars.
  - f. CAS, SSS and 1<sup>st</sup> year studies are in Allen. Others are in Himes Hall and Coates Hall.
  - g. There are 7 computer classrooms on campus for English students to do their editorial work
  - h. English does not like to schedule classes in Turreaud.
8. English is an interdisciplinary hotbed, with diverse expertise within the department.
  - a. Interdisciplinary work may include Linguistics.
  - b. Some programs have tiny budgets and English supports some of their studies. These include Women’s and Gender Studies, African and African American Studies, Comparative Literature, Jewish Studies, Folklore and Anthropology, Linguistics and International Studies.

- c. Diversity within the departments should be considered a strength..
9. Current classes are scheduled on Mon, Wed or Tues, Thurs. There is a preference for Tues, Thurs because the registrar wants the Mon, Wed to also include Fri. Faculty do not like to teach on Friday. Many faculty commute and prefer to not have classes on Mon or Fri.
  - a. Many science labs are scheduled on Tues afternoons. This complicates the desired Tues, Thurs time slots.
  - b. Maybe future class schedules could be Mon, Wed or Tues, Thurs and Fri would be for on-line work – either in support of classwork, or for independent work.

Enrollment:

1. Enrollment is up 25% for the incoming class
2. Dean Haynie is working with the HSS departments to increase enrollments.

Action Items/Next Steps:

1. All information gathered from meetings will be sent to [HSS@LSU.edu](mailto:HSS@LSU.edu) to “Facilities” and distributed to the MP team.
2. HSS to provide MP team with requested information from each of the departments and programs that had meetings.
3. MP team to provide draft meeting notes to Dean for review and comment prior to distribution.

These meeting notes were prepared by NBBJ. Please return any comments or corrections within one week of distribution.



# LSU COLLEGE OF HUMANITIES AND SOCIAL SCIENCES STRATEGIC PLAN

## MISSION

The mission of the College of Humanities & Social Sciences is to position our faculty, staff, and students to be visionary leaders in their respective fields.

## VALUES

- An intellectual culture that supports academic freedom and excellence in teaching, research, and creative activities
- A range of fields and approaches—from the physical sciences to the humanities to the social sciences to the creative and literary arts
- Interdisciplinary teaching and research
- A land grant institution's commitment to civic engagement and military instruction
- Louisiana's distinctive cultural heritage in a global context
- Respect for every student, faculty, and staff member
- Diversity and inclusion in all their manifestations

## GOALS

### Discovery

Raise the national and international visibility of departments and programs within the College by increasing the impact and importance of our scholarship

- I. Advance the scholarly activities of the faculty
  - a. Hire and support exceptional scholars and staff
  - b. Build philanthropic support of interdisciplinary research
  - c. Support and encourage faculty efforts to secure external funding
  - d. Identify revenue sources for departmental and program investments
- II. Develop the scholarly activities of graduate students
  - a. Increase graduate stipend of incoming students to a competitive level
  - b. Support graduate fellowships and other external funding endeavors
  - c. Provide graduate student travel funding
- III. Engage undergraduate students in scholarly activities
  - a. Continue to sponsor the Aspiring Scholars Program in Research (ASPIRE)
  - b. Expand participation in LSU Discover
  - c. Identify and support undergraduate research opportunities

### Learning

Provide rigorous and coherent degree programs that foster analytical reasoning, effective communication, and collaborative leadership

- I. Create robust learning environments for faculty and students
  - a. Hire and support innovative teachers
  - b. Continue to support interdisciplinary teaching
  - c. Secure philanthropic resources and other external funding to support an Ethics Institute
- II. Recruit and retain undergraduate and graduate students
  - a. Collaborate with Departments, Programs, and Enrollment Management to recruit strong students
  - b. Support innovative degree programs
  - c. Enhance faculty and staff support of student success
  - d. Secure philanthropic resources for need-based support and co-curricular opportunities

### Diversity

Foster a climate in which diverse people, cultures, and ideas are central to the intellectual and professional work of our College

- I. Broaden our understanding of diversity and inclusion
  - a. Advance scholarly knowledge of and creative works about diversity, equity, and inclusion
  - b. Support innovation in curricular initiatives focused on diversity and inclusion
- II. Increase the diversity of faculty, staff, and students
  - a. Ensure inclusiveness in all hiring initiatives
  - b. Continue to support programs that emphasize inclusion and equity
- III. Instill values of equity and inclusion in faculty, staff, and students
  - a. Coordinate with the Office of Diversity to ensure best practices
  - b. Create and sustain a climate in which all faculty, staff, and students are valued and welcomed

### Engagement

Build productive relationships with our community, our alumni, businesses, and foundations

- I. Prepare our students to be active participants in our democratic society as well as leaders in their communities
- II. Support faculty activities that engage with the community, the state, the nation, and the world
- III. Pursue philanthropic support of \$105,000,000 in line with College priorities

September 28, 2017

LOUISIANA STATE UNIVERSITY  
DEPARTMENTAL METRICS

COLLEGE=Humanities & Social Sciences

All Departments

	Fall Headcount Majors					Annual Degrees Awarded						Annual Credit Hours				
	2010-11	2011-12	2012-13	2013-14	2014-15	2010-11	2011-12	2012-13	2013-14	2014-15		2010-11	2011-12	2012-13	2013-14	2014-15
Bachelors	5,068	4,838	4,557	4,248	3,972	1,477	1,448	1,319	1,312	1,203	LLU	166,662	160,452	161,733	153,838	149,276
Masters	210	237	240	218	204	105	115	128	94	115	ULU	56,597	56,036	51,477	48,300	47,326
Doctoral	461	446	445	429	428	54	71	57	63	74	GR	11,796	12,226	11,586	11,035	11,024
Professional	0	0	0	0	0	0	0	0	0	0	Total	235,055	228,714	224,796	213,173	207,626
<b>Total</b>	<b>5,739</b>	<b>5,521</b>	<b>5,242</b>	<b>4,895</b>	<b>4,604</b>	<b>1,636</b>	<b>1,634</b>	<b>1,504</b>	<b>1,469</b>	<b>1,392</b>						

	Fall Full-Time Headcount Faculty					Fall Graduate Assistant Headcount										
	Tenure/Tenure Track					Non-Tenure Track					Funding Source	2010-11	2011-12	2012-13	2013-14	2014-15
Professor	95	97	92	90	87	0	0	0	0	0	Unrestricted	272	280	286	296	294
Assoc. Professor	68	71	77	79	83	0	0	0	0	0	Restricted	73	74	65	53	50
Asst. Professor	64	53	50	46	56	7	6	8	4	6						
Instr.	0	0	0	0	0	97	90	98	101	105						
Prof. in Res.	0	0	0	0	0	4	3	3	2	2	<b>Total</b>	<b>345</b>	<b>354</b>	<b>351</b>	<b>349</b>	<b>344</b>
<b>Total</b>	<b>227</b>	<b>221</b>	<b>219</b>	<b>215</b>	<b>226</b>	<b>108</b>	<b>99</b>	<b>109</b>	<b>107</b>	<b>113</b>						

Source	Fall Full-Time Faculty Diversity					Freshmen Retention and Graduation Rates					Institutional Development					
	2010-11	2011-12	2012-13	2013-14	2014-15	Fall Cohort	2008	2009	2010	2011	2012	2013	2014	2012-13	2013-14	2014-15
% Male	55.2%	55.9%	52.7%	51.6%	51.6%	Enrolled	643	583	700	682	636	602	567			
% Female	44.8%	44.1%	47.3%	48.4%	48.4%	Return 2nd Yr	83.2%	82.5%	81.6%	83.7%	80.8%	84.9%	83.2%	\$431,460	\$2,744,400	\$523,744
% Minority	7.5%	8.1%	9.1%	10.6%	10.9%	Return 3rd Yr	75.0%	74.6%	75.1%	75.2%	73.7%	77.7%				
						Grad in 4 Yrs	46.7%	50.3%	51.0%	49.3%						
						Grad in 6 Yrs	68.0%	66.9%								

	Sponsored Program Proposals					Sponsored Program Awards					Sponsored Program Expenditures by Source						
	2010-11	2011-12	2012-13	2013-14	2014-15	2010-11	2011-12	2012-13	2013-14	2014-15	2010-11	2011-12	2012-13	2013-14	2014-15		
# Submitted	113.51	104.27	105.39	102.59	113.42	# Awarded	90.76	66.55	55.80	42.43	68.81	Federal	\$2,831,214	\$3,014,600	\$2,239,920	\$2,047,571	\$1,460,410
\$ Requested	\$19,080,311	\$17,720,852	\$16,052,057	\$18,710,674	\$22,720,690	\$ Awarded	\$6,044,753	\$5,396,113	\$3,295,965	\$3,694,924	\$5,339,746	State	\$1,490,337	\$1,224,659	\$1,025,571	\$878,089	\$738,153
												Private	\$1,182,285	\$1,178,590	\$1,245,721	\$1,287,791	\$1,457,932
												<b>Total</b>	<b>\$5,503,836</b>	<b>\$5,417,849</b>	<b>\$4,511,212</b>	<b>\$4,213,451</b>	<b>\$3,656,495</b>

Ratios:	2010-11	2011-12	2012-13	2013-14	2014-15	2010-11	2011-12	2012-13	2013-14	2014-15
<u>Students</u>						<u>Sponsored Programs</u>				
Majors/Total Faculty	17.1	17.3	16.0	15.2	13.6	# Proposals/TT Faculty	0.5	0.5	0.5	0.5
SCH/Total Faculty	701.7	714.7	685.4	662.0	612.5	\$ Proposals/TT Faculty	\$84,054	\$80,185	\$73,297	\$87,026
Degree/Total Faculty	4.9	5.1	4.6	4.6	4.1	# Awarded/TT Faculty	0.4	0.3	0.3	0.2
						\$ Awarded/TT Faculty	\$26,629	\$24,417	\$15,050	\$17,186
						Total Exp/TT Faculty	\$24,246	\$24,515	\$20,599	\$19,597
						Federal Exp/TT Faculty	\$12,472	\$13,641	\$10,228	\$9,524

Notes:

- 1) For longitudinal comparison purposes, data is reported according to the University's organizational structure in FY 15.
- 2) Excludes LSU Online.
- 3) The headcount total for majors, full-time faculty, and graduate assistants are reported as of the fall census dates. Headcount majors is a count of degree-seeking students by their major, including second majors. Students in pre-college curricula in UCAC are reported by intended major. A student with multiple majors in the same department is counted only once.
- 4) Completers include the annual number of students completing degree requirements (summer, fall, and spring commencements). Students completing degree requirements in more than one department are counted in each department and college; includes second majors and dual degrees.
- 5) Student credit hours are by level of course and exclude Honors and University College course credit hours. Credit hours are reported for summer term through spring intersession.
- 6) Full-time faculty and graduate assistants include positions whose salaries are paid primarily by LSU (campus 1) and excludes those with a majority charge to the LSU Agriculture Center (campus 9). Employees are reported in the department which pays the major portion of their salary.
- 7) Freshman retention and graduation rate cohorts are fall, full-time, degree-seeking new freshmen (including those continuing from the prior summer). Students are classified by intended major on the 14th class day of their entering fall term and include "pre" majors. Retention rates reflect the percent enrolled anywhere at LSU on the second and third fall census dates.
- 8) Sponsored Programs are federal, state, local, and private grants, contracts, and cooperative agreements as indicated on the chart of accounts.
- 9) Sponsored Program data is from the Sponsored Program Management system that gives departmental credit based on the project credit splits listed for each project.

LOUISIANA STATE UNIVERSITY  
DEPARTMENTAL METRICS

COLLEGE=Humanities & Social Sciences

Department: Communication Sciences & Disorders (10786)

	Fall Headcount Majors					Annual Degrees Awarded						Annual Credit Hours				
	2010-11	2011-12	2012-13	2013-14	2014-15	2010-11	2011-12	2012-13	2013-14	2014-15		2010-11	2011-12	2012-13	2013-14	2014-15
Bachelors	272	304	305	302	307	74	80	79	77	82	LLU	2,804	2,647	1,874	1,559	1,565
Masters	42	49	54	53	53	16	19	24	24	26	ULU	2,720	3,210	3,143	2,971	2,782
Doctoral	17	19	12	12	12	2	6	2	2	2	GR	1,509	1,794	1,942	1,987	1,979
Professional	0	0	0	0	0	0	0	0	0	0	Total	7,033	7,651	6,959	6,517	6,326
<b>Total</b>	<b>331</b>	<b>372</b>	<b>371</b>	<b>367</b>	<b>372</b>	<b>92</b>	<b>105</b>	<b>105</b>	<b>103</b>	<b>110</b>						

	Fall Full-Time Headcount Faculty						Fall Graduate Assistant Headcount									
	Tenure/Tenure Track						Non-Tenure Track									
	2010-11	2011-12	2012-13	2013-14	2014-15	2010-11	2011-12	2012-13	2013-14	2014-15	Funding Source	2010-11	2011-12	2012-13	2013-14	2014-15
Professor	4	3	3	3	3	0	0	0	0	0	Unrestricted	5	6	6	8	6
Assoc. Professor	0	0	1	3	3	0	0	0	0	0	Restricted	18	16	13	15	14
Asst. Professor	4	4	3	3	3	0	0	0	0	0						
Instr.	0	0	0	0	0	6	4	5	5	5	Total	23	22	19	23	20
Prof. in Res.	0	0	0	0	0	0	0	0	0	0						
<b>Total</b>	<b>8</b>	<b>7</b>	<b>7</b>	<b>9</b>	<b>9</b>	<b>6</b>	<b>4</b>	<b>5</b>	<b>5</b>	<b>5</b>						

Fall Full-Time Faculty Diversity					Freshmen Retention and Graduation Rates								
Source	2010-11	2011-12	2012-13	2013-14	2014-15	Fall Cohort	2008	2009	2010	2011	2012	2013	2014
% Male	14.3%	9.1%	8.3%	21.4%	21.4%	Enrolled	30	31	34	42	38	47	41
% Female	85.7%	90.9%	91.7%	78.6%	78.6%	Return 2nd Yr	83.3%	96.8%	97.1%	92.9%	94.7%	97.9%	97.6%
% Minority	0.0%	0.0%	0.0%	0.0%	0.0%	Return 3rd Yr	76.7%	96.8%	91.2%	92.9%	89.5%	93.6%	
						Grad in 4 Yrs	66.7%	71.0%	91.2%	69.0%			
						Grad in 6 Yrs	80.0%	87.1%					

Sponsored Program Proposals					Sponsored Program Awards					Sponsored Program Expenditures by Source							
	2010-11	2011-12	2012-13	2013-14	2014-15		2010-11	2011-12	2012-13	2013-14	2014-15		2010-11	2011-12	2012-13	2013-14	2014-15
# Submitted	6.45	4.05	3.00	9.65	3.00	# Awarded	9.50	7.00	3.60	2.60	4.00	Federal	\$106,858	\$397,591	\$188,753	\$166,301	\$138,062
\$ Requested	\$876,503	\$842,629	\$561,677	\$1,144,215	\$208,758	\$ Awarded	\$427,535	\$515,748	\$320,980	\$280,310	\$234,415	State	\$168,853	\$168,706	\$157,246	\$85,384	\$41,712
												Private	\$51,539	\$41,444	\$14,547	\$0	\$36,504
												<b>Total</b>	<b>\$327,250</b>	<b>\$607,741</b>	<b>\$360,546</b>	<b>\$251,685</b>	<b>\$216,278</b>

Ratios:	2010-11	2011-12	2012-13	2013-14	2014-15		2010-11	2011-12	2012-13	2013-14	2014-15
<u>Students</u>						<u>Sponsored Programs</u>					
Majors/Total Faculty	23.6	33.8	30.9	26.2	26.6	# Proposals/TT Faculty	0.8	0.6	0.4	1.1	0.3
SCH/Total Faculty	502.4	695.5	579.9	465.5	451.9	\$ Proposals/TT Faculty	\$109,563	\$120,376	\$80,240	\$127,135	\$23,195
Degree/Total Faculty	6.6	9.5	8.8	7.4	7.9	# Awarded/TT Faculty	1.2	1.0	0.5	0.3	0.4
						\$ Awarded/TT Faculty	\$53,442	\$73,678	\$45,854	\$31,146	\$26,046
						Total Exp/TT Faculty	\$40,906	\$86,820	\$51,507	\$27,965	\$24,031
						Federal Exp/TT Faculty	\$13,357	\$56,799	\$26,965	\$18,478	\$15,340

Notes:

- 1) For longitudinal comparison purposes, data is reported according to the University's organizational structure in FY 15.
- 2) Excludes LSU Online.
- 3) The headcount total for majors, full-time faculty, and graduate assistants are reported as of the fall census dates. Headcount majors is a count of degree-seeking students by their major, including second majors. Students in pre-college curricula in UCAC are reported by intended major. A student with multiple majors in the same department is counted only once.
- 4) Completers include the annual number of students completing degree requirements (summer, fall, and spring commencements). Students completing degree requirements in more than one department are counted in each department and college; includes second majors and dual degrees.
- 5) Student credit hours are by level of course and exclude Honors and University College course credit hours. Credit hours are reported for summer term through spring intersession.
- 6) Full-time faculty and graduate assistants include positions whose salaries are paid primarily by LSU (campus 1) and excludes those with a majority charge to the LSU Agriculture Center (campus 9). Employees are reported in the department which pays the major portion of their salary.
- 7) Freshman retention and graduation rate cohorts are fall, full-time, degree-seeking new freshmen (including those continuing from the prior summer). Students are classified by intended major on the 14th class day of their entering fall term and include "pre" majors. Retention rates reflect the percent enrolled anywhere at LSU on the second and third fall census dates.
- 8) Sponsored Programs are federal, state, local, and private grants, contracts, and cooperative agreements as indicated on the chart of accounts.
- 9) Sponsored Program data is from the Sponsored Program Management system that gives departmental credit based on the project credit splits listed for each project.



LOUISIANA STATE UNIVERSITY  
DEPARTMENTAL METRICS

COLLEGE=Humanities & Social Sciences

Department: Communication Studies (10785)

	Fall Headcount Majors					Annual Degrees Awarded					Annual Credit Hours					
	2010-11	2011-12	2012-13	2013-14	2014-15	2010-11	2011-12	2012-13	2013-14	2014-15	2010-11	2011-12	2012-13	2013-14	2014-15	
Bachelors	304	287	295	281	244	121	98	95	103	101	LLU	15,564	15,447	15,838	14,914	14,591
Masters	3	10	11	6	5	3	2	5	4	4	ULLU	4,849	4,273	3,898	3,700	3,846
Doctoral	38	38	37	34	31	5	8	4	7	8	GR	702	745	676	559	587
Professional	0	0	0	0	0	0	0	0	0	0	<b>Total</b>	<b>21,115</b>	<b>20,465</b>	<b>20,412</b>	<b>19,173</b>	<b>19,024</b>
<b>Total</b>	<b>345</b>	<b>335</b>	<b>343</b>	<b>321</b>	<b>280</b>	<b>129</b>	<b>108</b>	<b>104</b>	<b>114</b>	<b>113</b>						

	Fall Full-Time Headcount Faculty					Fall Graduate Assistant Headcount										
	Tenure/Tenure Track					Non-Tenure Track					Funding Source					
	2010-11	2011-12	2012-13	2013-14	2014-15	2010-11	2011-12	2012-13	2013-14	2014-15	2010-11	2011-12	2012-13	2013-14	2014-15	
Professor	3	3	3	3	3	0	0	0	0	0	Unrestricted	23	26	26	23	25
Assoc. Professor	3	7	6	6	6	0	0	0	0	0	Restricted	0	1	1	2	0
Asst. Professor	5	2	1	1	3	1	1	0	0	0						
Instr.	0	0	0	0	0	10	10	11	12	12						
Prof. in Res.	0	0	0	0	0	0	0	0	0	0		<b>Total</b>	<b>23</b>	<b>27</b>	<b>27</b>	<b>25</b>
<b>Total</b>	<b>11</b>	<b>12</b>	<b>10</b>	<b>10</b>	<b>12</b>	<b>11</b>	<b>11</b>	<b>11</b>	<b>12</b>	<b>12</b>						

Source	Fall Full-Time Faculty Diversity					Freshmen Retention and Graduation Rates							
	2010-11	2011-12	2012-13	2013-14	2014-15	Fall Cohort	2008	2009	2010	2011	2012	2013	2014
% Male	45.5%	39.1%	38.1%	40.9%	45.8%	Enrolled	18	12	4	10	11	9	9
% Female	54.5%	60.9%	61.9%	59.1%	54.2%	Return 2nd Yr	88.9%	58.3%	100.0%	100.0%	100.0%	100.0%	88.9%
% Minority	4.5%	0.0%	0.0%	0.0%	4.2%	Return 3rd Yr	77.8%	50.0%	100.0%	80.0%	81.8%		
						Grad in 4 Yrs	55.6%	41.7%	100.0%	40.0%			
						Grad in 6 Yrs	83.3%	58.3%					

	Sponsored Program Proposals					Sponsored Program Awards					Sponsored Program Expenditures by Source						
	2010-11	2011-12	2012-13	2013-14	2014-15	2010-11	2011-12	2012-13	2013-14	2014-15	2010-11	2011-12	2012-13	2013-14	2014-15		
# Submitted	5.10	2.50	2.23	1.00	4.00	# Awarded	2.06	0.30	1.30	1.10	1.20	Federal	\$0	\$0	\$0	\$0	\$0
\$ Requested	\$423,995	\$155,214	\$401,662	\$579,621	\$525,047	\$ Awarded	\$62,792	\$113,013	\$152,249	\$70,013	\$183,622	State	\$1,879	\$50,496	\$36,987	\$43,733	(\$292)
												Private	\$15,228	\$81,445	\$129,982	\$61,549	\$23,582
												<b>Total</b>	<b>\$17,107</b>	<b>\$131,941</b>	<b>\$166,969</b>	<b>\$105,282</b>	<b>\$23,290</b>

Ratios:	2010-11	2011-12	2012-13	2013-14	2014-15	2010-11	2011-12	2012-13	2013-14	2014-15	
<u>Students</u>						<u>Sponsored Programs</u>					
Majors/Total Faculty	15.7	14.6	16.3	14.6	11.7	# Proposals/TT Faculty	0.5	0.2	0.2	0.1	0.3
SCH/Total Faculty	959.8	889.8	972.0	871.5	792.7	\$ Proposals/TT Faculty	\$38,545	\$12,935	\$40,166	\$57,962	\$43,754
Degree/Total Faculty	5.9	4.7	5.0	5.2	4.7	# Awarded/TT Faculty	0.2	0.0	0.1	0.1	0.1
						\$ Awarded/TT Faculty	\$5,708	\$9,418	\$15,225	\$7,001	\$15,302
						Total Exp/TT Faculty	\$1,555	\$10,995	\$16,697	\$10,528	\$1,941
						Federal Exp/TT Faculty	\$0	\$0	\$0	\$0	\$0

- Notes:
- 1) For longitudinal comparison purposes, data is reported according to the University's organizational structure in FY 15.
  - 2) Excludes LSU Online.
  - 3) The headcount total for majors, full-time faculty, and graduate assistants are reported as of the fall census dates. Headcount majors is a count of degree-seeking students by their major, including second majors. Students in pre-college curricula in UCAC are reported by intended major. A student with multiple majors in the same department is counted only once.
  - 4) Completers include the annual number of students completing degree requirements (summer, fall, and spring commencements). Students completing degree requirements in more than one department are counted in each department and college; includes second majors and dual degrees.
  - 5) Student credit hours are by level of course and exclude Honors and University College course credit hours. Credit hours are reported for summer term through spring intersession.
  - 6) Full-time faculty and graduate assistants include positions whose salaries are paid primarily by LSU (campus 1) and excludes those with a majority charge to the LSU Agriculture Center (campus 9). Employees are reported in the department which pays the major portion of their salary.
  - 7) Freshman retention and graduation rate cohorts are fall, full-time, degree-seeking new freshmen (including those continuing from the prior summer). Students are classified by intended major on the 14th class day of their entering fall term and include "pre" majors. Retention rates reflect the percent enrolled anywhere at LSU on the second and third fall census dates.
  - 8) Sponsored Programs are federal, state, local, and private grants, contracts, and cooperative agreements as indicated on the chart of accounts.
  - 9) Sponsored Program data is from the Sponsored Program Management system that gives departmental credit based on the project credit splits listed for each project.

LOUISIANA STATE UNIVERSITY  
DEPARTMENTAL METRICS

COLLEGE=Humanities & Social Sciences

Department: English (10715)

	Fall Headcount Majors					Annual Degrees Awarded						Annual Credit Hours				
	2010-11	2011-12	2012-13	2013-14	2014-15	2010-11	2011-12	2012-13	2013-14	2014-15		2010-11	2011-12	2012-13	2013-14	2014-15
Bachelors	615	589	534	460	444	148	145	153	136	106	LLU	34,540	35,018	34,634	33,429	32,155
Masters	25	24	24	20	23	9	11	13	8	13	ULU	6,111	6,171	5,960	5,031	4,624
Doctoral	62	56	59	61	58	10	8	5	9	12	GR	1,580	1,539	1,451	1,515	1,365
Professional	0	0	0	0	0	0	0	0	0	0	<b>Total</b>	<b>42,231</b>	<b>42,728</b>	<b>42,045</b>	<b>39,975</b>	<b>38,144</b>
<b>Total</b>	<b>702</b>	<b>669</b>	<b>617</b>	<b>541</b>	<b>525</b>	<b>167</b>	<b>164</b>	<b>171</b>	<b>153</b>	<b>131</b>						

	Fall Full-Time Headcount Faculty										Fall Graduate Assistant Headcount					
	Tenure/Tenure Track					Non-Tenure Track					Funding Source					
	2010-11	2011-12	2012-13	2013-14	2014-15	2010-11	2011-12	2012-13	2013-14	2014-15		2010-11	2011-12	2012-13	2013-14	2014-15
Professor	28	28	26	27	24	0	0	0	0	0	Unrestricted	74	71	72	70	68
Assoc. Professor	11	10	12	10	10	0	0	0	0	0	Restricted	0	0	0	0	1
Asst. Professor	9	7	8	12	12	0	0	1	0	0						
Instr.	0	0	0	0	0	39	43	46	44	44						
Prof. in Res.	0	0	0	0	0	2	1	1	0	0						
<b>Total</b>	<b>48</b>	<b>45</b>	<b>46</b>	<b>49</b>	<b>46</b>	<b>41</b>	<b>44</b>	<b>48</b>	<b>44</b>	<b>44</b>	<b>Total</b>	<b>74</b>	<b>71</b>	<b>72</b>	<b>70</b>	<b>69</b>

Source	Fall Full-Time Faculty Diversity					Freshmen Retention and Graduation Rates							
	2010-11	2011-12	2012-13	2013-14	2014-15	Fall Cohort	2008	2009	2010	2011	2012	2013	2014
% Male	44.9%	48.3%	42.6%	43.0%	43.3%	Enrolled	75	79	85	74	79	61	54
% Female	55.1%	51.7%	57.4%	57.0%	56.7%	Return 2nd Yr	84.0%	87.3%	78.8%	77.0%	81.0%	82.0%	85.2%
						Return 3rd Yr	78.7%	82.3%	74.1%	75.7%	70.9%	80.3%	
						Grad in 4 Yrs	57.3%	59.5%	52.9%	50.0%			
% Minority	6.7%	5.6%	5.3%	7.5%	6.7%	Grad in 6 Yrs	72.0%	73.4%					

	Sponsored Program Proposals						Sponsored Program Awards					Sponsored Program Expenditures by Source					
	2010-11	2011-12	2012-13	2013-14	2014-15		2010-11	2011-12	2012-13	2013-14	2014-15	2010-11	2011-12	2012-13	2013-14	2014-15	
# Submitted	13.55	13.25	13.16	16.01	10.83	# Awarded	8.03	5.15	2.80	2.80	6.00	Federal	\$85,375	\$64,932	\$66,657	\$61,363	\$20,455
\$ Requested	\$602,643	\$743,399	\$709,280	\$971,245	\$706,056	\$ Awarded	\$330,232	\$265,487	\$155,556	\$198,989	\$200,923	State	\$100,115	\$53,994	\$112,954	\$96,378	\$115,511
												Private	\$40,852	\$58,048	\$59,666	\$3,904	\$71,167
												<b>Total</b>	<b>\$226,342</b>	<b>\$176,974</b>	<b>\$239,277</b>	<b>\$161,645</b>	<b>\$207,133</b>

Ratios:	2010-11	2011-12	2012-13	2013-14	2014-15	2010-11	2011-12	2012-13	2013-14	2014-15
<u>Students</u>						<u>Sponsored Programs</u>				
Majors/Total Faculty	7.9	7.5	6.6	5.8	5.8	# Proposals/TT Faculty	0.3	0.3	0.3	0.3
SCH/Total Faculty	474.5	480.1	447.3	429.8	423.8	\$ Proposals/TT Faculty	\$12,555	\$16,520	\$15,419	\$19,821
Degree/Total Faculty	1.9	1.8	1.8	1.6	1.5	# Awarded/TT Faculty	0.2	0.1	0.1	0.1
						\$ Awarded/TT Faculty	\$6,880	\$5,900	\$3,382	\$4,061
						Total Exp/TT Faculty	\$4,715	\$3,933	\$5,202	\$3,299
						Federal Exp/TT Faculty	\$1,779	\$1,443	\$1,449	\$1,252

Notes:

- 1) For longitudinal comparison purposes, data is reported according to the University's organizational structure in FY 15.
- 2) Excludes LSU Online.
- 3) The headcount total for majors, full-time faculty, and graduate assistants are reported as of the fall census dates. Headcount majors is a count of degree-seeking students by their major, including second majors. Students in pre-college curricula in UCAC are reported by intended major. A student with multiple majors in the same department is counted only once.
- 4) Completers include the annual number of students completing degree requirements (summer, fall, and spring commencements). Students completing degree requirements in more than one department are counted in each department and college; includes second majors and dual degrees.
- 5) Student credit hours are by level of course and exclude Honors and University College course credit hours. Credit hours are reported for summer term through spring intersession.
- 6) Full-time faculty and graduate assistants include positions whose salaries are paid primarily by LSU (campus 1) and excludes those with a majority charge to the LSU Agriculture Center (campus 9). Employees are reported in the department which pays the major portion of their salary.
- 7) Freshman retention and graduation rate cohorts are fall, full-time, degree-seeking new freshmen (including those continuing from the prior summer). Students are classified by intended major on the 14th class day of their entering fall term and include "pre" majors. Retention rates reflect the percent enrolled anywhere at LSU on the second and third fall census dates.
- 8) Sponsored Programs are federal, state, local, and private grants, contracts, and cooperative agreements as indicated on the chart of accounts.
- 9) Sponsored Program data is from the Sponsored Program Management system that gives departmental credit based on the project credit splits listed for each project.

LOUISIANA STATE UNIVERSITY  
DEPARTMENTAL METRICS

COLLEGE=Humanities & Social Sciences

Department: Foreign Languages & Literature (10718, 10725)

	Fall Headcount Majors					Annual Degrees Awarded					Annual Credit Hours					
	2010-11	2011-12	2012-13	2013-14	2014-15	2010-11	2011-12	2012-13	2013-14	2014-15	2010-11	2011-12	2012-13	2013-14	2014-15	
Bachelors	106	102	79	72	55	33	41	24	29	23	LLU	21,326	20,305	21,242	20,374	19,971
Masters	14	13	13	13	17	4	6	7	2	8	ULU	2,501	2,514	1,978	2,079	2,084
Doctoral	0	0	0	0	0	0	0	0	0	0	GR	144	124	156	174	157
Professional	0	0	0	0	0	0	0	0	0	0	<b>Total</b>	<b>23,971</b>	<b>22,943</b>	<b>23,376</b>	<b>22,627</b>	<b>22,212</b>
<b>Total</b>	<b>120</b>	<b>115</b>	<b>92</b>	<b>85</b>	<b>72</b>	<b>37</b>	<b>47</b>	<b>31</b>	<b>31</b>	<b>31</b>						

	Fall Full-Time Headcount Faculty					Fall Graduate Assistant Headcount										
	Tenure/Tenure Track					Non-Tenure Track					Funding Source					
	2010-11	2011-12	2012-13	2013-14	2014-15	2010-11	2011-12	2012-13	2013-14	2014-15	Source	2010-11	2011-12	2012-13	2013-14	2014-15
Professor	1	1	1	1	1	0	0	0	0	0	Unrestricted	13	15	17	15	17
Assoc. Professor	8	8	11	13	16	0	0	0	0	0	Restricted	0	1	0	0	0
Asst. Professor	11	11	9	7	3	1	1	1	0	1		<b>Total</b>	<b>13</b>	<b>16</b>	<b>17</b>	<b>15</b>
Instr.	0	0	0	0	0	28	17	19	20	22						
Prof. in Res.	0	0	0	0	0	0	0	0	0	0						
<b>Total</b>	<b>20</b>	<b>20</b>	<b>21</b>	<b>21</b>	<b>20</b>	<b>29</b>	<b>18</b>	<b>20</b>	<b>20</b>	<b>23</b>						

Source	Fall Full-Time Faculty Diversity					Freshmen Retention and Graduation Rates							
	2010-11	2011-12	2012-13	2013-14	2014-15	Fall Cohort	2008	2009	2010	2011	2012	2013	2014
% Male	55.1%	55.3%	53.7%	53.7%	51.2%	Enrolled	8	11	7	8	4	4	1
% Female	44.9%	44.7%	46.3%	46.3%	48.8%	Return 2nd Yr	87.5%	90.9%	71.4%	87.5%	75.0%	100.0%	100.0%
% Minority	22.4%	34.2%	39.0%	36.6%	34.9%	Return 3rd Yr	62.5%	90.9%	71.4%	75.0%	50.0%	75.0%	
						Grad in 4 Yrs	37.5%	72.7%	57.1%	62.5%			
						Grad in 6 Yrs	62.5%	90.9%					

	Sponsored Program Proposals					Sponsored Program Awards					Sponsored Program Expenditures by Source					
	2010-11	2011-12	2012-13	2013-14	2014-15	2010-11	2011-12	2012-13	2013-14	2014-15	2010-11	2011-12	2012-13	2013-14	2014-15	
# Submitted	6.50	2.53	4.99	2.51	4.00	# Awarded	4.48	0.00	0.50	0.00	Federal	\$0	\$0	\$0	\$0	\$0
\$ Requested	\$396,477	\$295,891	\$209,049	\$322,199	\$183,312	\$ Awarded	\$171,865	\$0	\$3,000	\$0	State	\$70,664	\$105,905	\$0	\$0	\$0
											Private	\$10,985	\$0	\$1,109	\$0	\$0
											<b>Total</b>	<b>\$81,649</b>	<b>\$105,905</b>	<b>\$1,109</b>	<b>\$0</b>	<b>\$0</b>

Ratios:	2010-11	2011-12	2012-13	2013-14	2014-15	2010-11	2011-12	2012-13	2013-14	2014-15	
<u>Students</u>						<u>Sponsored Programs</u>					
Majors/Total Faculty	2.4	3.0	2.2	2.1	1.7	# Proposals/TT Faculty	0.3	0.1	0.2	0.1	0.2
SCH/Total Faculty	489.2	603.8	570.1	551.9	516.6	\$ Proposals/TT Faculty	\$19,824	\$14,795	\$9,955	\$15,343	\$9,166
Degree/Total Faculty	0.8	1.2	0.8	0.8	0.7	# Awarded/TT Faculty	0.2	0.0	0.0	0.0	0.0
						\$ Awarded/TT Faculty	\$8,593	\$0	\$143	\$0	\$0
						Total Exp/TT Faculty	\$4,082	\$5,295	\$53	\$0	\$0
						Federal Exp/TT Faculty	\$0	\$0	\$0	\$0	\$0

\* Foreign Language includes: Foreign Language Lab (10725)

Notes:

- 1) For longitudinal comparison purposes, data is reported according to the University's organizational structure in FY 15.
- 2) Excludes LSU Online.
- 3) The headcount total for majors, full-time faculty, and graduate assistants are reported as of the fall census dates. Headcount majors is a count of degree-seeking students by their major, including second majors. Students in pre-college curricula in UCAC are reported by intended major. A student with multiple majors in the same department is counted only once.
- 4) Completers include the annual number of students completing degree requirements (summer, fall, and spring commencements). Students completing degree requirements in more than one department are counted in each department and college; includes second majors and dual degrees.
- 5) Student credit hours are by level of course and exclude Honors and University College course credit hours. Credit hours are reported for summer term through spring intersession.
- 6) Full-time faculty and graduate assistants include positions whose salaries are paid primarily by LSU (campus 1) and excludes those with a majority charge to the LSU Agriculture Center (campus 9). Employees are reported in the department which pays the major portion of their salary.
- 7) Freshman retention and graduation rate cohorts are fall, full-time, degree-seeking new freshmen (including those continuing from the prior summer). Students are classified by intended major on the 14th class day of their entering fall term and include "pre" majors. Retention rates reflect the percent enrolled anywhere at LSU on the second and third fall census dates.
- 8) Sponsored Programs are federal, state, local, and private grants, contracts, and cooperative agreements as indicated on the chart of accounts.
- 9) Sponsored Program data is from the Sponsored Program Management system that gives departmental credit based on the project credit splits listed for each project.

LOUISIANA STATE UNIVERSITY  
DEPARTMENTAL METRICS

COLLEGE=Humanities & Social Sciences

Department: French Studies (10720)

	Fall Headcount Majors					Annual Degrees Awarded						Annual Credit Hours				
	2010-11	2011-12	2012-13	2013-14	2014-15	2010-11	2011-12	2012-13	2013-14	2014-15		2010-11	2011-12	2012-13	2013-14	2014-15
Bachelors	91	74	66	76	72	34	25	18	17	17	LLU	8,940	9,124	8,560	7,518	6,445
Masters	4	5	3	5	7	5	3	2	2	4	ULU	1,409	1,109	1,181	981	987
Doctoral	24	24	20	20	16	1	4	2	3	2	GR	374	446	356	310	287
Professional	0	0	0	0	0	0	0	0	0	0	<b>Total</b>	<b>10,723</b>	<b>10,679</b>	<b>10,097</b>	<b>8,809</b>	<b>7,719</b>
<b>Total</b>	<b>119</b>	<b>103</b>	<b>89</b>	<b>101</b>	<b>95</b>	<b>40</b>	<b>32</b>	<b>22</b>	<b>22</b>	<b>23</b>						

	Fall Full-Time Headcount Faculty						Fall Graduate Assistant Headcount									
	Tenure/Tenure Track						Non-Tenure Track									
	2010-11	2011-12	2012-13	2013-14	2014-15	2010-11	2011-12	2012-13	2013-14	2014-15	Funding Source	2010-11	2011-12	2012-13	2013-14	2014-15
Professor	8	9	9	9	8	0	0	0	0	0	Unrestricted	21	23	21	21	22
Assoc. Professor	5	3	3	3	3	0	0	0	0	0	Restricted	1	0	0	0	0
Asst. Professor	1	1	2	2	2	1	0	0	0	0						
Instr.	0	0	0	0	0	8	9	9	9	9						
Prof. in Res.	0	0	0	0	0	0	0	0	0	0						
<b>Total</b>	<b>14</b>	<b>13</b>	<b>14</b>	<b>14</b>	<b>13</b>	<b>9</b>	<b>9</b>	<b>9</b>	<b>9</b>	<b>9</b>	<b>Total</b>	<b>22</b>	<b>23</b>	<b>21</b>	<b>21</b>	<b>22</b>

Source	Fall Full-Time Faculty Diversity					Freshmen Retention and Graduation Rates							
	2010-11	2011-12	2012-13	2013-14	2014-15	Fall Cohort	2008	2009	2010	2011	2012	2013	2014
% Male	47.8%	50.0%	47.8%	47.8%	45.5%	Enrolled	9	3	9	6	5	7	5
% Female	52.2%	50.0%	52.2%	52.2%	54.5%	Return 2nd Yr	88.9%	100.0%	77.8%	83.3%	100.0%	85.7%	100.0%
% Minority	8.7%	9.1%	8.7%	8.7%	9.1%	Return 3rd Yr	88.9%	100.0%	77.8%	83.3%	100.0%	85.7%	
						Grad in 4 Yrs	77.8%	66.7%	33.3%	66.7%			
						Grad in 6 Yrs	88.9%	100.0%					

	Sponsored Program Proposals						Sponsored Program Awards						Sponsored Program Expenditures by Source				
	2010-11	2011-12	2012-13	2013-14	2014-15		2010-11	2011-12	2012-13	2013-14	2014-15		2010-11	2011-12	2012-13	2013-14	2014-15
# Submitted	1.00	4.05	6.51	2.00	4.00	# Awarded	1.00	1.00	4.00	1.00	3.00	Federal	\$0	\$0	\$0	\$0	\$0
\$ Requested	\$40,578	\$121,781	\$273,887	\$63,100	\$156,999	\$ Awarded	\$6,000	\$12,000	\$120,321	\$12,311	\$106,076	State	\$18,868	(\$308)	\$11,860	\$91,560	\$0
												Private	\$0	\$6,327	\$14,417	\$17,758	\$8,000
												<b>Total</b>	<b>\$18,868</b>	<b>\$6,019</b>	<b>\$26,277</b>	<b>\$109,318</b>	<b>\$8,000</b>

Ratios:	2010-11	2011-12	2012-13	2013-14	2014-15	2010-11	2011-12	2012-13	2013-14	2014-15	
<u>Students</u>						<u>Sponsored Programs</u>					
Majors/Total Faculty	5.2	4.7	3.9	4.4	4.3	# Proposals/TT Faculty	0.1	0.3	0.5	0.1	0.3
SCH/Total Faculty	466.2	485.4	439.0	383.0	350.9	\$ Proposals/TT Faculty	\$2,898	\$9,368	\$19,563	\$4,507	\$12,077
Degree/Total Faculty	1.7	1.5	1.0	1.0	1.0	# Awarded/TT Faculty	0.1	0.1	0.3	0.1	0.2
						\$ Awarded/TT Faculty	\$429	\$923	\$8,594	\$879	\$8,160
						Total Exp/TT Faculty	\$1,348	\$463	\$1,877	\$7,808	\$615
						Federal Exp/TT Faculty	\$0	\$0	\$0	\$0	\$0

Notes:

- 1) For longitudinal comparison purposes, data is reported according to the University's organizational structure in FY 15.
- 2) Excludes LSU Online.
- 3) The headcount total for majors, full-time faculty, and graduate assistants are reported as of the fall census dates. Headcount majors is a count of degree-seeking students by their major, including second majors. Students in pre-college curricula in UCAC are reported by intended major. A student with multiple majors in the same department is counted only once.
- 4) Completers include the annual number of students completing degree requirements (summer, fall, and spring commencements). Students completing degree requirements in more than one department are counted in each department and college; includes second majors and dual degrees.
- 5) Student credit hours are by level of course and exclude Honors and University College course credit hours. Credit hours are reported for summer term through spring intersession.
- 6) Full-time faculty and graduate assistants include positions whose salaries are paid primarily by LSU (campus 1) and excludes those with a majority charge to the LSU Agriculture Center (campus 9). Employees are reported in the department which pays the major portion of their salary.
- 7) Freshman retention and graduation rate cohorts are fall, full-time, degree-seeking new freshmen (including those continuing from the prior summer). Students are classified by intended major on the 14th class day of their entering fall term and include "pre" majors. Retention rates reflect the percent enrolled anywhere at LSU on the second and third fall census dates.
- 8) Sponsored Programs are federal, state, local, and private grants, contracts, and cooperative agreements as indicated on the chart of accounts.
- 9) Sponsored Program data is from the Sponsored Program Management system that gives departmental credit based on the project credit splits listed for each project.

LOUISIANA STATE UNIVERSITY  
DEPARTMENTAL METRICS

COLLEGE=Humanities & Social Sciences

Department: Geography & Anthropology (10728)

	Fall Headcount Majors					Annual Degrees Awarded					Annual Credit Hours					
	2010-11	2011-12	2012-13	2013-14	2014-15	2010-11	2011-12	2012-13	2013-14	2014-15	2010-11	2011-12	2012-13	2013-14	2014-15	
Bachelors	198	221	229	226	183	54	53	49	63	70	LLU	17,808	16,068	16,629	15,495	14,364
Masters	48	47	52	48	37	11	9	17	20	9	ULU	2,706	2,427	2,622	2,500	2,456
Doctoral	52	49	57	55	57	8	5	13	6	10	GR	1,097	1,153	1,070	1,098	1,044
Professional	0	0	0	0	0	0	0	0	0	0	<b>Total</b>	<b>21,611</b>	<b>19,648</b>	<b>20,321</b>	<b>19,093</b>	<b>17,864</b>
<b>Total</b>	<b>298</b>	<b>317</b>	<b>338</b>	<b>329</b>	<b>277</b>	<b>73</b>	<b>67</b>	<b>79</b>	<b>89</b>	<b>89</b>						

	Fall Full-Time Headcount Faculty										Fall Graduate Assistant Headcount					
	Tenure/Tenure Track					Non-Tenure Track					Funding Source					
	2010-11	2011-12	2012-13	2013-14	2014-15	2010-11	2011-12	2012-13	2013-14	2014-15		2010-11	2011-12	2012-13	2013-14	2014-15
Professor	9	10	11	8	9	0	0	0	0	0	Unrestricted	24	23	25	33	28
Assoc. Professor	10	9	8	8	8	0	0	0	0	0	Restricted	17	18	16	13	11
Asst. Professor	5	5	7	6	7	3	3	4	3	4						
Instr.	0	0	0	0	0	0	0	1	0	1	<b>Total</b>	<b>41</b>	<b>41</b>	<b>41</b>	<b>46</b>	<b>39</b>
Prof. in Res.	0	0	0	0	0	1	1	1	1	1						
<b>Total</b>	<b>24</b>	<b>24</b>	<b>26</b>	<b>22</b>	<b>24</b>	<b>4</b>	<b>4</b>	<b>6</b>	<b>4</b>	<b>6</b>						

Source	Fall Full-Time Faculty Diversity					Freshmen Retention and Graduation Rates							
	2010-11	2011-12	2012-13	2013-14	2014-15	Fall Cohort	2008	2009	2010	2011	2012	2013	2014
% Male	64.3%	64.3%	56.3%	50.0%	53.3%	Enrolled	12	17	32	32	25	25	19
% Female	35.7%	35.7%	43.8%	50.0%	46.7%	Return 2nd Yr	66.7%	82.4%	71.9%	84.4%	88.0%	88.0%	94.7%
% Minority	3.6%	3.6%	3.1%	3.8%	6.7%	Return 3rd Yr	66.7%	82.4%	68.8%	75.0%	76.0%	80.0%	
						Grad in 4 Yrs	58.3%	35.3%	46.9%	50.0%			
						Grad in 6 Yrs	58.3%	58.8%					

	Sponsored Program Proposals					Sponsored Program Awards					Sponsored Program Expenditures by Source						
	2010-11	2011-12	2012-13	2013-14	2014-15	2010-11	2011-12	2012-13	2013-14	2014-15	2010-11	2011-12	2012-13	2013-14	2014-15		
# Submitted	37.15	35.35	33.70	32.54	34.84	# Awarded	29.25	27.58	19.17	17.73	21.35	Federal	\$1,249,543	\$1,235,775	\$947,962	\$913,322	\$875,997
\$ Requested	\$4,986,052	\$3,949,903	\$5,750,675	\$6,056,791	\$6,686,060	\$ Awarded	\$2,602,694	\$2,877,564	\$1,140,326	\$1,969,855	\$1,967,284	State	\$498,279	\$476,428	\$437,077	\$267,656	\$109,678
												Private	\$485,815	\$383,168	\$558,759	\$672,194	\$716,143
												<b>Total</b>	<b>\$2,233,637</b>	<b>\$2,095,371</b>	<b>\$1,943,798</b>	<b>\$1,853,172</b>	<b>\$1,701,818</b>

Ratios:	2010-11	2011-12	2012-13	2013-14	2014-15	2010-11	2011-12	2012-13	2013-14	2014-15
<u>Students</u>						<u>Sponsored Programs</u>				
Majors/Total Faculty	10.6	11.3	10.6	12.7	9.2	# Proposals/TT Faculty	1.5	1.5	1.3	1.5
SCH/Total Faculty	771.8	701.7	635.0	734.3	595.5	\$ Proposals/TT Faculty	\$207,752	\$164,579	\$221,180	\$275,309
Degree/Total Faculty	2.6	2.4	2.5	3.4	3.0	# Awarded/TT Faculty	1.2	1.1	0.7	0.8
						\$ Awarded/TT Faculty	\$108,446	\$119,899	\$43,859	\$89,539
						Total Exp/TT Faculty	\$93,068	\$87,307	\$74,761	\$84,235
						Federal Exp/TT Faculty	\$52,064	\$51,491	\$36,460	\$41,515

Notes:

- 1) For longitudinal comparison purposes, data is reported according to the University's organizational structure in FY 15.
- 2) Excludes LSU Online.
- 3) The headcount total for majors, full-time faculty, and graduate assistants are reported as of the fall census dates. Headcount majors is a count of degree-seeking students by their major, including second majors. Students in pre-college curricula in UCAC are reported by intended major. A student with multiple majors in the same department is counted only once.
- 4) Completers include the annual number of students completing degree requirements (summer, fall, and spring commencements). Students completing degree requirements in more than one department are counted in each department and college; includes second majors and dual degrees.
- 5) Student credit hours are by level of course and exclude Honors and University College course credit hours. Credit hours are reported for summer term through spring intersession.
- 6) Full-time faculty and graduate assistants include positions whose salaries are paid primarily by LSU (campus 1) and excludes those with a majority charge to the LSU Agriculture Center (campus 9). Employees are reported in the department which pays the major portion of their salary.
- 7) Freshman retention and graduation rate cohorts are fall, full-time, degree-seeking new freshmen (including those continuing from the prior summer). Students are classified by intended major on the 14th class day of their entering fall term and include "pre" majors. Retention rates reflect the percent enrolled anywhere at LSU on the second and third fall census dates.
- 8) Sponsored Programs are federal, state, local, and private grants, contracts, and cooperative agreements as indicated on the chart of accounts.
- 9) Sponsored Program data is from the Sponsored Program Management system that gives departmental credit based on the project credit splits listed for each project.

LOUISIANA STATE UNIVERSITY  
DEPARTMENTAL METRICS

COLLEGE=Humanities & Social Sciences

Department: History (10745)

	Fall Headcount Majors					Annual Degrees Awarded					Annual Credit Hours					
	2010-11	2011-12	2012-13	2013-14	2014-15	2010-11	2011-12	2012-13	2013-14	2014-15	2010-11	2011-12	2012-13	2013-14	2014-15	
Bachelors	537	497	427	323	280	141	143	134	116	91	LLU	17,787	15,795	15,027	14,127	13,953
Masters	26	27	22	31	25	11	10	2	5	10	ULU	6,775	6,929	5,224	4,733	4,080
Doctoral	45	43	47	45	40	6	6	4	4	8	GR	1,131	1,098	1,108	1,076	965
Professional	0	0	0	0	0	0	0	0	0	0	Total	25,693	23,822	21,359	19,936	18,998
<b>Total</b>	<b>608</b>	<b>567</b>	<b>496</b>	<b>399</b>	<b>345</b>	<b>158</b>	<b>159</b>	<b>140</b>	<b>125</b>	<b>109</b>						

	Fall Full-Time Headcount Faculty					Fall Graduate Assistant Headcount										
	Tenure/Tenure Track					Non-Tenure Track					Funding Source					
	2010-11	2011-12	2012-13	2013-14	2014-15	2010-11	2011-12	2012-13	2013-14	2014-15	2010-11	2011-12	2012-13	2013-14	2014-15	
Professor	15	16	14	13	13	0	0	0	0	0	Unrestricted	23	26	28	28	29
Assoc. Professor	6	7	7	7	8	0	0	0	0	0	Restricted	0	0	0	0	0
Asst. Professor	4	2	4	4	8	0	0	0	0	0		0	0	0	0	0
Instr.	0	0	0	0	0	0	0	0	0	0		0	0	0	0	0
Prof. in Res.	0	0	0	0	0	0	0	0	0	0		Total	23	26	28	28
<b>Total</b>	<b>25</b>	<b>25</b>	<b>25</b>	<b>24</b>	<b>29</b>	<b>0</b>	<b>0</b>	<b>0</b>	<b>0</b>	<b>0</b>						

Source	Fall Full-Time Faculty Diversity					Freshmen Retention and Graduation Rates							
	2010-11	2011-12	2012-13	2013-14	2014-15	Fall Cohort	2008	2009	2010	2011	2012	2013	2014
% Male	68.0%	68.0%	68.0%	66.7%	55.2%	Enrolled	75	54	68	61	46	30	32
% Female	32.0%	32.0%	32.0%	33.3%	44.8%	Return 2nd Yr	90.7%	81.5%	83.8%	88.5%	71.7%	90.0%	90.6%
% Minority	4.0%	4.0%	8.0%	12.5%	13.8%	Return 3rd Yr	81.3%	79.6%	82.4%	78.7%	65.2%	76.7%	
						Grad in 4 Yrs	48.0%	53.7%	55.9%	42.6%			
						Grad in 6 Yrs	72.0%	70.4%					

	Sponsored Program Proposals					Sponsored Program Awards					Sponsored Program Expenditures by Source						
	2010-11	2011-12	2012-13	2013-14	2014-15	2010-11	2011-12	2012-13	2013-14	2014-15	2010-11	2011-12	2012-13	2013-14	2014-15		
# Submitted	2.30	1.05	0.20	3.20	2.23	# Awarded	0.00	0.00	0.00	1.00	0.00	Federal	\$0	\$0	\$0	\$0	\$0
\$ Requested	\$211,049	\$180,565	\$58,126	\$216,296	\$137,579	\$ Awarded	\$0	\$0	\$0	\$49,500	\$0	State	\$0	\$0	\$0	\$0	\$49,500
												Private	\$96,406	\$52,047	\$20,422	(\$10)	\$0
												<b>Total</b>	<b>\$96,406</b>	<b>\$52,047</b>	<b>\$20,422</b>	<b>(\$10)</b>	<b>\$49,500</b>

Ratios:	2010-11	2011-12	2012-13	2013-14	2014-15	2010-11	2011-12	2012-13	2013-14	2014-15
<u>Students</u>						<u>Sponsored Programs</u>				
Majors/Total Faculty	24.3	22.7	19.8	16.6	11.9	# Proposals/TT Faculty	0.1	0.0	0.0	0.1
SCH/Total Faculty	1,027.7	952.9	854.4	830.7	655.1	\$ Proposals/TT Faculty	\$8,442	\$7,223	\$2,325	\$9,012
Degree/Total Faculty	6.3	6.4	5.6	5.2	3.8	# Awarded/TT Faculty	0.0	0.0	0.0	0.0
						\$ Awarded/TT Faculty	\$0	\$0	\$0	\$2,063
						Total Exp/TT Faculty	\$3,856	\$2,082	\$817	\$0
						Federal Exp/TT Faculty	\$0	\$0	\$0	\$0

Notes:

- 1) For longitudinal comparison purposes, data is reported according to the University's organizational structure in FY 15.
- 2) Excludes LSU Online.
- 3) The headcount total for majors, full-time faculty, and graduate assistants are reported as of the fall census dates. Headcount majors is a count of degree-seeking students by their major, including second majors. Students in pre-college curricula in UCAC are reported by intended major. A student with multiple majors in the same department is counted only once.
- 4) Completers include the annual number of students completing degree requirements (summer, fall, and spring commencements). Students completing degree requirements in more than one department are counted in each department and college; includes second majors and dual degrees.
- 5) Student credit hours are by level of course and exclude Honors and University College course credit hours. Credit hours are reported for summer term through spring intersession.
- 6) Full-time faculty and graduate assistants include positions whose salaries are paid primarily by LSU (campus 1) and excludes those with a majority charge to the LSU Agriculture Center (campus 9). Employees are reported in the department which pays the major portion of their salary.
- 7) Freshman retention and graduation rate cohorts are fall, full-time, degree-seeking new freshmen (including those continuing from the prior summer). Students are classified by intended major on the 14th class day of their entering fall term and include "pre" majors. Retention rates reflect the percent enrolled anywhere at LSU on the second and third fall census dates.
- 8) Sponsored Programs are federal, state, local, and private grants, contracts, and cooperative agreements as indicated on the chart of accounts.
- 9) Sponsored Program data is from the Sponsored Program Management system that gives departmental credit based on the project credit splits listed for each project.

LOUISIANA STATE UNIVERSITY  
DEPARTMENTAL METRICS

COLLEGE=Humanities & Social Sciences

Department: Interdisciplinary (10703, 10708, 10755, 10768, 10799)

	Fall Headcount Majors					Annual Degrees Awarded						Annual Credit Hours				
	2010-11	2011-12	2012-13	2013-14	2014-15	2010-11	2011-12	2012-13	2013-14	2014-15		2010-11	2011-12	2012-13	2013-14	2014-15
Bachelors	1,119	948	850	827	776	387	372	270	264	259	LLU	3,973	4,903	6,000	7,011	6,287
Masters	26	37	40	25	22	13	24	24	8	7	ULU	2,262	2,364	2,613	2,966	3,257
Doctoral	20	22	19	16	21	3	1	5	2	3	GR	637	750	607	386	556
Professional	0	0	0	0	0	0	0	0	0	0	<b>Total</b>	<b>6,872</b>	<b>8,017</b>	<b>9,220</b>	<b>10,363</b>	<b>10,100</b>
<b>Total</b>	<b>1,165</b>	<b>1,007</b>	<b>909</b>	<b>868</b>	<b>819</b>	<b>403</b>	<b>397</b>	<b>299</b>	<b>274</b>	<b>269</b>						

	Fall Full-Time Headcount Faculty						Fall Graduate Assistant Headcount									
	Tenure/Tenure Track						Non-Tenure Track					Funding Source	2010-11	2011-12	2012-13	2013-14
	2010-11	2011-12	2012-13	2013-14	2014-15	2010-11	2011-12	2012-13	2013-14	2014-15		2010-11	2011-12	2012-13	2013-14	2014-15
Professor	0	0	0	0	0	0	0	0	0	0	Unrestricted	9	10	11	14	15
Assoc. Professor	0	0	0	0	0	0	0	0	0	0	Restricted	0	0	0	0	0
Asst. Professor	0	0	0	0	0	0	1	1	0	0						
Instr.	0	0	0	0	0	1	1	1	2	2						
Prof. in Res.	0	0	0	0	0	1	1	1	1	1						
<b>Total</b>	<b>0</b>	<b>0</b>	<b>0</b>	<b>0</b>	<b>0</b>	<b>2</b>	<b>3</b>	<b>3</b>	<b>3</b>	<b>3</b>						

Source	Fall Full-Time Faculty Diversity					Freshmen Retention and Graduation Rates							
	2010-11	2011-12	2012-13	2013-14	2014-15	Fall Cohort	2008	2009	2010	2011	2012	2013	2014
% Male	50.0%	66.7%	66.7%	33.3%	33.3%	Enrolled	111	84	93	84	66	59	74
% Female	50.0%	33.3%	33.3%	66.7%	66.7%	Return 2nd Yr	85.6%	83.3%	84.9%	85.7%	80.3%	84.7%	81.1%
						Return 3rd Yr	74.8%	72.6%	80.6%	75.0%	74.2%	78.0%	
						Grad in 4 Yrs	35.1%	47.6%	45.2%	44.0%			
% Minority	0.0%	33.3%	33.3%	0.0%	0.0%	Grad in 6 Yrs	67.6%						

	Sponsored Program Proposals						Sponsored Program Awards					Sponsored Program Expenditures by Source					
	2010-11	2011-12	2012-13	2013-14	2014-15		2010-11	2011-12	2012-13	2013-14	2014-15	2010-11	2011-12	2012-13	2013-14	2014-15	
# Submitted	4.36	7.12	4.48	5.47	2.85	# Awarded	1.90	1.90	3.30	4.30	2.49	Federal	\$140,346	\$0	\$163,066	\$129,999	\$52,180
\$ Requested	\$541,629	\$589,934	\$131,883	\$397,666	\$116,137	\$ Awarded	\$262,008	\$203,931	\$208,655	\$245,712	\$110,234	State	\$4,069	\$25,357	\$34,924	\$21,548	\$30,973
												Private	\$83,355	\$33,982	\$59,625	\$65,928	\$31,862
												<b>Total</b>	<b>\$227,770</b>	<b>\$59,339</b>	<b>\$257,615</b>	<b>\$217,475</b>	<b>\$115,015</b>

Ratios:	2010-11	2011-12	2012-13	2013-14	2014-15	2010-11	2011-12	2012-13	2013-14	2014-15
<u>Students</u>						<u>Sponsored Programs</u>				
Majors/Total Faculty	582.5	335.7	303.0	289.3	273.0	# Proposals/TT Faculty	0.0	0.0	0.0	0.0
SCH/Total Faculty	3,436.0	2,672.3	3,073.3	3,454.3	3,366.7	\$ Proposals/TT Faculty	\$0	\$0	\$0	\$0
Degree/Total Faculty	201.5	132.3	99.7	91.3	89.7	# Awarded/TT Faculty	0.0	0.0	0.0	0.0
						\$ Awarded/TT Faculty	\$0	\$0	\$0	\$0
						Total Exp/TT Faculty	\$0	\$0	\$0	\$0
						Federal Exp/TT Faculty	\$0	\$0	\$0	\$0

\* Interdisciplinary includes: Aerospace (10708), Linguistics (10755), Military Science (10768), Women & Gender Studies (10799), and International Studies (10799)

Notes:

- 1) For longitudinal comparison purposes, data is reported according to the University's organizational structure in FY 15.
- 2) Excludes LSU Online.
- 3) The headcount total for majors, full-time faculty, and graduate assistants are reported as of the fall census dates. Headcount majors is a count of degree-seeking students by their major, including second majors. Students in pre-college curricula in UCAC are reported by intended major. A student with multiple majors in the same department is counted only once.
- 4) Completers include the annual number of students completing degree requirements (summer, fall, and spring commencements). Students completing degree requirements in more than one department are counted in each department and college; includes second majors and dual degrees.
- 5) Student credit hours are by level of course and exclude Honors and University College course credit hours. Credit hours are reported for summer term through spring intersession.
- 6) Full-time faculty and graduate assistants include positions whose salaries are paid primarily by LSU (campus 1) and excludes those with a majority charge to the LSU Agriculture Center (campus 9). Employees are reported in the department which pays the major portion of their salary.
- 7) Freshman retention and graduation rate cohorts are fall, full-time, degree-seeking new freshmen (including those continuing from the prior summer). Students are classified by intended major on the 14th class day of their entering fall term and include "pre" majors. Retention rates reflect the percent enrolled anywhere at LSU on the second and third fall census dates.
- 8) Sponsored Programs are federal, state, local, and private grants, contracts, and cooperative agreements as indicated on the chart of accounts.
- 9) Sponsored Program data is from the Sponsored Program Management system that gives departmental credit based on the project credit splits listed for each project.

LOUISIANA STATE UNIVERSITY  
DEPARTMENTAL METRICS

COLLEGE=Humanities & Social Sciences

Department: Philosophy & Religious Studies (10770)

	Fall Headcount Majors					Annual Degrees Awarded					Annual Credit Hours					
	2010-11	2011-12	2012-13	2013-14	2014-15	2010-11	2011-12	2012-13	2013-14	2014-15	2010-11	2011-12	2012-13	2013-14	2014-15	
Bachelors	105	103	118	105	98	31	20	31	36	30	LLU	8,169	9,525	10,573	9,599	10,305
Masters	12	12	14	15	9	8	7	4	4	6	ULU	2,028	1,911	1,506	1,420	1,578
Doctoral	0	0	0	0	0	0	0	0	0	0	GR	183	172	141	135	117
Professional	0	0	0	0	0	0	0	0	0	0	Total	10,380	11,608	12,220	11,154	12,000
<b>Total</b>	<b>117</b>	<b>115</b>	<b>132</b>	<b>120</b>	<b>107</b>	<b>39</b>	<b>27</b>	<b>35</b>	<b>40</b>	<b>36</b>						

	Fall Full-Time Headcount Faculty					Fall Graduate Assistant Headcount										
	Tenure/Tenure Track					Non-Tenure Track					Funding Source					
	2010-11	2011-12	2012-13	2013-14	2014-15	2010-11	2011-12	2012-13	2013-14	2014-15	Source	2010-11	2011-12	2012-13	2013-14	2014-15
Professor	6	6	5	5	5	0	0	0	0	0	Unrestricted	5	5	5	7	6
Assoc. Professor	6	6	7	7	8	0	0	0	0	0	Restricted	0	0	0	0	0
Asst. Professor	6	6	5	2	4	0	0	0	0	0						
Instr.	0	0	0	0	0	1	2	2	5	6	Total	5	5	5	7	6
Prof. in Res.	0	0	0	0	0	0	0	0	0	0						
<b>Total</b>	<b>18</b>	<b>18</b>	<b>17</b>	<b>14</b>	<b>17</b>	<b>1</b>	<b>2</b>	<b>2</b>	<b>5</b>	<b>6</b>						

Source	Fall Full-Time Faculty Diversity					Freshmen Retention and Graduation Rates							
	2010-11	2011-12	2012-13	2013-14	2014-15	Fall Cohort	2008	2009	2010	2011	2012	2013	2014
% Male	78.9%	80.0%	73.7%	68.4%	65.2%	Enrolled	7	11	17	11	16	7	8
% Female	21.1%	20.0%	26.3%	31.6%	34.8%	Return 2nd Yr	71.4%	81.8%	76.5%	81.8%	81.3%	85.7%	100.0%
% Minority	5.3%	5.0%	5.3%	10.5%	8.7%	Return 3rd Yr	57.1%	63.6%	70.6%	81.8%	81.3%	85.7%	
						Grad in 4 Yrs	57.1%	36.4%	41.2%	63.6%			
						Grad in 6 Yrs	57.1%	45.5%					

	Sponsored Program Proposals					Sponsored Program Awards					Sponsored Program Expenditures by Source						
	2010-11	2011-12	2012-13	2013-14	2014-15	2010-11	2011-12	2012-13	2013-14	2014-15	2010-11	2011-12	2012-13	2013-14	2014-15		
# Submitted	1.43	0.00	2.00	1.00	4.75	# Awarded	0.00	0.00	0.33	0.00	0.00	Federal	\$0	\$0	\$4,365	\$3,786	\$3,175
\$ Requested	\$231,730	\$0	\$98,464	\$26,956	\$147,249	\$ Awarded	\$0	\$0	\$9,900	\$0	\$0	State	\$0	\$0	\$0	\$0	\$0
												Private	\$0	\$0	\$0	\$0	\$0
												<b>Total</b>	<b>\$0</b>	<b>\$0</b>	<b>\$4,365</b>	<b>\$3,786</b>	<b>\$3,175</b>

Ratios:	2010-11	2011-12	2012-13	2013-14	2014-15	2010-11	2011-12	2012-13	2013-14	2014-15	
<u>Students</u>						<u>Sponsored Programs</u>					
Majors/Total Faculty	6.2	5.8	6.9	6.3	4.7	# Proposals/TT Faculty	0.1	0.0	0.1	0.1	0.3
SCH/Total Faculty	546.3	580.4	643.2	587.1	521.7	\$ Proposals/TT Faculty	\$12,874	\$0	\$5,792	\$1,925	\$8,662
Degree/Total Faculty	2.1	1.4	1.8	2.1	1.6	# Awarded/TT Faculty	0.0	0.0	0.0	0.0	0.0
						\$ Awarded/TT Faculty	\$0	\$0	\$582	\$0	\$0
						Total Exp/TT Faculty	\$0	\$0	\$257	\$270	\$187
						Federal Exp/TT Faculty	\$0	\$0	\$257	\$270	\$187

Notes:

- 1) For longitudinal comparison purposes, data is reported according to the University's organizational structure in FY 15.
- 2) Excludes LSU Online.
- 3) The headcount total for majors, full-time faculty, and graduate assistants are reported as of the fall census dates. Headcount majors is a count of degree-seeking students by their major, including second majors. Students in pre-college curricula in UCAC are reported by intended major. A student with multiple majors in the same department is counted only once.
- 4) Completers include the annual number of students completing degree requirements (summer, fall, and spring commencements). Students completing degree requirements in more than one department are counted in each department and college; includes second majors and dual degrees.
- 5) Student credit hours are by level of course and exclude Honors and University College course credit hours. Credit hours are reported for summer term through spring intersession.
- 6) Full-time faculty and graduate assistants include positions whose salaries are paid primarily by LSU (campus 1) and excludes those with a majority charge to the LSU Agriculture Center (campus 9). Employees are reported in the department which pays the major portion of their salary.
- 7) Freshman retention and graduation rate cohorts are fall, full-time, degree-seeking new freshmen (including those continuing from the prior summer). Students are classified by intended major on the 14th class day of their entering fall term and include "pre" majors. Retention rates reflect the percent enrolled anywhere at LSU on the second and third fall census dates.
- 8) Sponsored Programs are federal, state, local, and private grants, contracts, and cooperative agreements as indicated on the chart of accounts.
- 9) Sponsored Program data is from the Sponsored Program Management system that gives departmental credit based on the project credit splits listed for each project.



LOUISIANA STATE UNIVERSITY  
DEPARTMENTAL METRICS

COLLEGE=Humanities & Social Sciences

Department: Political Science (10740)

	Fall Headcount Majors					Annual Degrees Awarded					Annual Credit Hours					
	2010-11	2011-12	2012-13	2013-14	2014-15	2010-11	2011-12	2012-13	2013-14	2014-15	2010-11	2011-12	2012-13	2013-14	2014-15	
Bachelors	653	604	566	488	453	138	164	140	148	116	LLU	8,760	8,172	7,299	6,375	5,961
Masters	10	11	9	7	9	10	3	4	3	7	ULU	6,309	5,817	5,391	4,638	4,628
Doctoral	44	47	46	46	44	5	7	8	6	4	GR	1,116	1,185	1,084	1,046	1,082
Professional	0	0	0	0	0	0	0	0	0	0	<b>Total</b>	<b>16,185</b>	<b>15,174</b>	<b>13,774</b>	<b>12,059</b>	<b>11,671</b>
<b>Total</b>	<b>707</b>	<b>662</b>	<b>621</b>	<b>541</b>	<b>506</b>	<b>153</b>	<b>174</b>	<b>152</b>	<b>157</b>	<b>127</b>						

	Fall Full-Time Headcount Faculty					Fall Graduate Assistant Headcount										
	Tenure/Tenure Track					Non-Tenure Track					Funding Source					
	2010-11	2011-12	2012-13	2013-14	2014-15	2010-11	2011-12	2012-13	2013-14	2014-15	Source	2010-11	2011-12	2012-13	2013-14	2014-15
Professor	7	8	8	9	8	0	0	0	0	0	Unrestricted	15	16	14	14	15
Assoc. Professor	7	7	9	10	10	0	0	0	0	0	Restricted	1	1	0	0	0
Asst. Professor	8	8	6	1	4	0	0	0	0	1						
Instr.	0	0	0	0	0	1	1	1	1	1						
Prof. in Res.	0	0	0	0	0	0	0	0	0	0						
<b>Total</b>	<b>22</b>	<b>23</b>	<b>23</b>	<b>20</b>	<b>22</b>	<b>1</b>	<b>1</b>	<b>1</b>	<b>1</b>	<b>2</b>	<b>Total</b>	<b>16</b>	<b>17</b>	<b>14</b>	<b>14</b>	<b>15</b>

Source	Fall Full-Time Faculty Diversity					Freshmen Retention and Graduation Rates							
	2010-11	2011-12	2012-13	2013-14	2014-15	Fall Cohort	2008	2009	2010	2011	2012	2013	2014
% Male	78.3%	75.0%	79.2%	81.0%	83.3%	Enrolled	121	118	125	108	101	78	78
% Female	21.7%	25.0%	20.8%	19.0%	16.7%	Return 2nd Yr	81.8%	79.7%	82.4%	83.3%	79.2%	87.2%	82.1%
% Minority	8.7%	8.3%	8.3%	9.5%	8.3%	Return 3rd Yr	77.7%	67.8%	73.6%	70.4%	73.3%	83.3%	
						Grad in 4 Yrs	45.5%	46.6%	49.6%	48.1%			
						Grad in 6 Yrs	69.4%	60.2%					

	Sponsored Program Proposals					Sponsored Program Awards					Sponsored Program Expenditures by Source						
	2010-11	2011-12	2012-13	2013-14	2014-15	2010-11	2011-12	2012-13	2013-14	2014-15	2010-11	2011-12	2012-13	2013-14	2014-15		
# Submitted	7.17	3.64	3.86	3.25	4.67	# Awarded	1.83	0.75	0.00	1.10	2.01	Federal	\$59,880	(\$1,476)	\$0	\$0	\$0
\$ Requested	\$734,612	\$650,153	\$438,207	\$366,287	\$379,211	\$ Awarded	\$130,671	\$77,137	\$0	\$42,273	\$94,410	State	(\$410)	\$49,059	\$3,837	\$41,954	\$23,766
												Private	\$17,138	\$129,559	(\$62)	\$0	\$3,427
												<b>Total</b>	<b>\$76,608</b>	<b>\$177,142</b>	<b>\$3,775</b>	<b>\$41,954</b>	<b>\$27,193</b>

Ratios:	2010-11	2011-12	2012-13	2013-14	2014-15	2010-11	2011-12	2012-13	2013-14	2014-15
<u>Students</u>						<u>Sponsored Programs</u>				
Majors/Total Faculty	30.7	27.6	25.9	25.8	21.1	# Proposals/TT Faculty	0.3	0.2	0.2	0.2
SCH/Total Faculty	703.7	632.3	573.9	574.2	486.3	\$ Proposals/TT Faculty	\$33,391	\$28,268	\$19,052	\$18,314
Degree/Total Faculty	6.7	7.3	6.3	7.5	5.3	# Awarded/TT Faculty	0.1	0.0	0.0	0.1
						\$ Awarded/TT Faculty	\$5,940	\$3,354	\$0	\$2,114
						Total Exp/TT Faculty	\$3,482	\$7,702	\$164	\$2,098
						Federal Exp/TT Faculty	\$2,722	-\$64	\$0	\$0

- Notes:
- 1) For longitudinal comparison purposes, data is reported according to the University's organizational structure in FY 15.
  - 2) Excludes LSU Online.
  - 3) The headcount total for majors, full-time faculty, and graduate assistants are reported as of the fall census dates. Headcount majors is a count of degree-seeking students by their major, including second majors. Students in pre-college curricula in UCAC are reported by intended major. A student with multiple majors in the same department is counted only once.
  - 4) Completers include the annual number of students completing degree requirements (summer, fall, and spring commencements). Students completing degree requirements in more than one department are counted in each department and college; includes second majors and dual degrees.
  - 5) Student credit hours are by level of course and exclude Honors and University College course credit hours. Credit hours are reported for summer term through spring intersession.
  - 6) Full-time faculty and graduate assistants include positions whose salaries are paid primarily by LSU (campus 1) and excludes those with a majority charge to the LSU Agriculture Center (campus 9). Employees are reported in the department which pays the major portion of their salary.
  - 7) Freshman retention and graduation rate cohorts are fall, full-time, degree-seeking new freshmen (including those continuing from the prior summer). Students are classified by intended major on the 14th class day of their entering fall term and include "pre" majors. Retention rates reflect the percent enrolled anywhere at LSU on the second and third fall census dates.
  - 8) Sponsored Programs are federal, state, local, and private grants, contracts, and cooperative agreements as indicated on the chart of accounts.
  - 9) Sponsored Program data is from the Sponsored Program Management system that gives departmental credit based on the project credit splits listed for each project.

LOUISIANA STATE UNIVERSITY  
DEPARTMENTAL METRICS

COLLEGE=Humanities & Social Sciences

Department: Psychology (10775)

	Fall Headcount Majors					Annual Degrees Awarded						Annual Credit Hours				
	2010-11	2011-12	2012-13	2013-14	2014-15	2010-11	2011-12	2012-13	2013-14	2014-15		2010-11	2011-12	2012-13	2013-14	2014-15
Bachelors	874	894	857	900	850	187	183	190	201	184	LLU	14,214	12,339	12,677	12,790	11,915
Masters	3	2	0	0	0	13	15	17	12	14	ULU	10,887	11,847	10,924	10,319	10,875
Doctoral	118	108	104	98	97	10	24	10	20	20	GR	2,520	2,502	2,257	2,039	1,955
Professional	0	0	0	0	0	0	0	0	0	0	<b>Total</b>	<b>27,621</b>	<b>26,688</b>	<b>25,858</b>	<b>25,148</b>	<b>24,745</b>
<b>Total</b>	<b>995</b>	<b>1,004</b>	<b>961</b>	<b>998</b>	<b>947</b>	<b>210</b>	<b>222</b>	<b>217</b>	<b>233</b>	<b>218</b>						

	Fall Full-Time Headcount Faculty										Fall Graduate Assistant Headcount					
	Tenure/Tenure Track					Non-Tenure Track					Funding Source					
	2010-11	2011-12	2012-13	2013-14	2014-15	2010-11	2011-12	2012-13	2013-14	2014-15		2010-11	2011-12	2012-13	2013-14	2014-15
Professor	9	10	9	8	10	0	0	0	0	0	Unrestricted	37	36	36	34	35
Assoc. Professor	6	7	8	8	7	0	0	0	0	0	Restricted	33	32	32	21	21
Asst. Professor	7	4	3	4	4	1	0	0	0	0						
Instr.	0	0	0	0	0	0	0	0	0	0						
Prof. in Res.	0	0	0	0	0	0	0	0	0	0						
<b>Total</b>	<b>22</b>	<b>21</b>	<b>20</b>	<b>20</b>	<b>21</b>	<b>1</b>	<b>0</b>	<b>0</b>	<b>0</b>	<b>0</b>	<b>Total</b>	<b>70</b>	<b>68</b>	<b>68</b>	<b>55</b>	<b>56</b>

Source	Fall Full-Time Faculty Diversity					Freshmen Retention and Graduation Rates							
	2010-11	2011-12	2012-13	2013-14	2014-15	Fall Cohort	2008	2009	2010	2011	2012	2013	2014
% Male	60.9%	57.1%	60.0%	55.0%	52.4%	Enrolled	159	145	186	195	190	217	181
% Female	39.1%	42.9%	40.0%	45.0%	47.6%	Return 2nd Yr	80.5%	81.4%	80.6%	83.1%	79.5%	81.1%	77.9%
						Return 3rd Yr	70.4%	71.7%	74.2%	74.9%	73.2%	72.4%	
						Grad in 4 Yrs	44.7%	45.5%	50.0%	50.3%			
% Minority	0.0%	0.0%	0.0%	5.0%	9.5%	Grad in 6 Yrs	61.6%	67.6%					

	Sponsored Program Proposals					Sponsored Program Awards					Sponsored Program Expenditures by Source						
	2010-11	2011-12	2012-13	2013-14	2014-15	2010-11	2011-12	2012-13	2013-14	2014-15	2010-11	2011-12	2012-13	2013-14	2014-15		
# Submitted	21.23	25.38	25.30	20.45	23.90	# Awarded	26.68	19.20	17.40	9.80	19.25	Federal	\$724,012	\$898,542	\$688,924	\$662,976	\$291,150
\$ Requested	\$8,082,672	\$8,632,623	\$6,732,175	\$6,739,211	\$8,167,438	\$ Awarded	\$1,147,726	\$949,690	\$899,317	\$750,961	\$1,015,022	State	\$504,010	\$283,555	\$156,197	\$149,170	\$198,906
												Private	\$279,120	\$286,058	\$338,850	\$411,062	\$414,674
												<b>Total</b>	<b>\$1,507,142</b>	<b>\$1,468,155</b>	<b>\$1,183,971</b>	<b>\$1,223,208</b>	<b>\$904,730</b>

Ratios:	2010-11	2011-12	2012-13	2013-14	2014-15	2010-11	2011-12	2012-13	2013-14	2014-15	
<u>Students</u>						<u>Sponsored Programs</u>					
Majors/Total Faculty	43.3	47.8	48.1	49.9	45.1	# Proposals/TT Faculty	1.0	1.2	1.3	1.0	1.1
SCH/Total Faculty	1,200.9	1,270.9	1,292.9	1,257.4	1,178.3	\$ Proposals/TT Faculty	\$367,394	\$411,077	\$336,609	\$336,961	\$388,926
Degree/Total Faculty	9.1	10.6	10.9	11.7	10.4	# Awarded/TT Faculty	1.2	0.9	0.9	0.5	0.9
						\$ Awarded/TT Faculty	\$52,169	\$45,223	\$44,966	\$37,548	\$48,334
						Total Exp/TT Faculty	\$68,506	\$69,912	\$59,199	\$61,160	\$43,082
						Federal Exp/TT Faculty	\$32,910	\$42,788	\$34,446	\$33,149	\$13,864

Notes:

- 1) For longitudinal comparison purposes, data is reported according to the University's organizational structure in FY 15.
- 2) Excludes LSU Online.
- 3) The headcount total for majors, full-time faculty, and graduate assistants are reported as of the fall census dates. Headcount majors is a count of degree-seeking students by their major, including second majors. Students in pre-college curricula in UCAC are reported by intended major. A student with multiple majors in the same department is counted only once.
- 4) Completers include the annual number of students completing degree requirements (summer, fall, and spring commencements). Students completing degree requirements in more than one department are counted in each department and college; includes second majors and dual degrees.
- 5) Student credit hours are by level of course and exclude Honors and University College course credit hours. Credit hours are reported for summer term through spring intersession.
- 6) Full-time faculty and graduate assistants include positions whose salaries are paid primarily by LSU (campus 1) and excludes those with a majority charge to the LSU Agriculture Center (campus 9). Employees are reported in the department which pays the major portion of their salary.
- 7) Freshman retention and graduation rate cohorts are fall, full-time, degree-seeking new freshmen (including those continuing from the prior summer). Students are classified by intended major on the 14th class day of their entering fall term and include "pre" majors. Retention rates reflect the percent enrolled anywhere at LSU on the second and third fall census dates.
- 8) Sponsored Programs are federal, state, local, and private grants, contracts, and cooperative agreements as indicated on the chart of accounts.
- 9) Sponsored Program data is from the Sponsored Program Management system that gives departmental credit based on the project credit splits listed for each project.

LOUISIANA STATE UNIVERSITY  
DEPARTMENTAL METRICS

COLLEGE=Humanities & Social Sciences

Department: Sociology (10780)

	Fall Headcount Majors					Annual Degrees Awarded					Annual Credit Hours					
	2010-11	2011-12	2012-13	2013-14	2014-15	2010-11	2011-12	2012-13	2013-14	2014-15	2010-11	2011-12	2012-13	2013-14	2014-15	
Bachelors	415	432	457	425	420	129	124	136	122	124	LLU	12,777	11,109	11,380	10,647	11,764
Masters	0	0	0	0	1	2	6	9	2	7	ULU	8,040	7,464	7,037	6,962	6,129
Doctoral	41	41	45	44	53	4	2	4	4	5	GR	803	718	738	710	930
Professional	0	0	0	0	0	0	0	0	0	0	<b>Total</b>	<b>21,620</b>	<b>19,291</b>	<b>19,155</b>	<b>18,319</b>	<b>18,823</b>
<b>Total</b>	<b>456</b>	<b>473</b>	<b>502</b>	<b>469</b>	<b>474</b>	<b>135</b>	<b>132</b>	<b>149</b>	<b>128</b>	<b>136</b>						

	Fall Full-Time Headcount Faculty					Fall Graduate Assistant Headcount										
	Tenure/Tenure Track					Non-Tenure Track					Funding Source					
	2010-11	2011-12	2012-13	2013-14	2014-15	2010-11	2011-12	2012-13	2013-14	2014-15	2010-11	2011-12	2012-13	2013-14	2014-15	
Professor	5	3	3	4	3	0	0	0	0	0	Unrestricted	20	20	20	24	22
Assoc. Professor	6	7	5	4	4	0	0	0	0	0	Restricted	3	5	3	2	3
Asst. Professor	4	3	2	4	6	0	0	1	1	0						
Instr.	0	0	0	0	0	3	3	3	3	3						
Prof. in Res.	0	0	0	0	0	0	0	0	0	0						
<b>Total</b>	<b>15</b>	<b>13</b>	<b>10</b>	<b>12</b>	<b>13</b>	<b>3</b>	<b>3</b>	<b>4</b>	<b>4</b>	<b>3</b>	<b>Total</b>	<b>23</b>	<b>25</b>	<b>23</b>	<b>26</b>	<b>25</b>

Source	Fall Full-Time Faculty Diversity					Freshmen Retention and Graduation Rates							
	2010-11	2011-12	2012-13	2013-14	2014-15	Fall Cohort	2008	2009	2010	2011	2012	2013	2014
% Male	66.7%	68.8%	64.3%	62.5%	68.8%	Enrolled	18	18	40	51	55	58	65
% Female	33.3%	31.3%	35.7%	37.5%	31.3%	Return 2nd Yr	72.2%	72.2%	75.0%	76.5%	78.2%	81.0%	80.0%
% Minority	0.0%	0.0%	0.0%	6.3%	6.3%	Return 3rd Yr	61.1%	66.7%	52.5%	64.7%	70.9%	70.7%	
						Grad in 4 Yrs	27.8%	50.0%	32.5%	41.2%			
						Grad in 6 Yrs	50.0%	61.1%					

	Sponsored Program Proposals					Sponsored Program Awards					Sponsored Program Expenditures by Source						
	2010-11	2011-12	2012-13	2013-14	2014-15	2010-11	2011-12	2012-13	2013-14	2014-15	2010-11	2011-12	2012-13	2013-14	2014-15		
# Submitted	7.27	5.35	5.96	5.51	14.10	# Awarded	6.03	3.67	3.40	1.00	9.51	Federal	\$465,200	\$419,236	\$180,193	\$109,824	\$79,391
\$ Requested	\$1,952,371	\$1,558,760	\$686,972	\$1,827,086	\$5,188,095	\$ Awarded	\$903,230	\$381,543	\$285,661	\$75,000	\$1,427,760	State	\$124,010	\$11,467	\$74,489	\$80,706	\$168,399
												Private	\$101,847	\$106,512	\$48,406	\$55,406	\$152,573
												<b>Total</b>	<b>\$691,057</b>	<b>\$537,215</b>	<b>\$303,088</b>	<b>\$245,936</b>	<b>\$400,363</b>

Ratios:	2010-11	2011-12	2012-13	2013-14	2014-15	2010-11	2011-12	2012-13	2013-14	2014-15	
<u>Students</u>						<u>Sponsored Programs</u>					
Majors/Total Faculty	25.3	29.6	35.9	29.3	29.6	# Proposals/TT Faculty	0.5	0.4	0.6	0.5	1.1
SCH/Total Faculty	1,201.1	1,205.7	1,368.2	1,144.9	1,176.4	\$ Proposals/TT Faculty	\$130,158	\$119,905	\$68,697	\$152,257	\$399,084
Degree/Total Faculty	7.5	8.3	10.6	8.0	8.5	# Awarded/TT Faculty	0.4	0.3	0.3	0.1	0.7
						\$ Awarded/TT Faculty	\$60,215	\$29,349	\$28,566	\$6,250	\$109,828
						Total Exp/TT Faculty	\$46,070	\$41,324	\$30,309	\$20,495	\$30,797
						Federal Exp/TT Faculty	\$31,013	\$32,249	\$18,019	\$9,152	\$6,107

Notes:

- 1) For longitudinal comparison purposes, data is reported according to the University's organizational structure in FY 15.
- 2) Excludes LSU Online.
- 3) The headcount total for majors, full-time faculty, and graduate assistants are reported as of the fall census dates. Headcount majors is a count of degree-seeking students by their major, including second majors. Students in pre-college curricula in UCAC are reported by intended major. A student with multiple majors in the same department is counted only once.
- 4) Completers include the annual number of students completing degree requirements (summer, fall, and spring commencements). Students completing degree requirements in more than one department are counted in each department and college; includes second majors and dual degrees.
- 5) Student credit hours are by level of course and exclude Honors and University College course credit hours. Credit hours are reported for summer term through spring intersession.
- 6) Full-time faculty and graduate assistants include positions whose salaries are paid primarily by LSU (campus 1) and excludes those with a majority charge to the LSU Agriculture Center (campus 9). Employees are reported in the department which pays the major portion of their salary.
- 7) Freshman retention and graduation rate cohorts are fall, full-time, degree-seeking new freshmen (including those continuing from the prior summer). Students are classified by intended major on the 14th class day of their entering fall term and include "pre" majors. Retention rates reflect the percent enrolled anywhere at LSU on the second and third fall census dates.
- 8) Sponsored Programs are federal, state, local, and private grants, contracts, and cooperative agreements as indicated on the chart of accounts.
- 9) Sponsored Program data is from the Sponsored Program Management system that gives departmental credit based on the project credit splits listed for each project.

LOUISIANA STATE UNIVERSITY  
DEPARTMENTAL METRICS

COLLEGE=Humanities & Social Sciences

Department: Other (10701)

	Fall Headcount Majors					Annual Degrees Awarded						Annual Credit Hours				
	2010-11	2011-12	2012-13	2013-14	2014-15	2010-11	2011-12	2012-13	2013-14	2014-15		2010-11	2011-12	2012-13	2013-14	2014-15
Bachelors	0	0	0	0	0	0	0	0	0	0	LLU	0	0	0	0	0
Masters	0	0	0	0	0	0	0	0	0	0	ULU	0	0	0	0	0
Doctoral	0	0	0	0	0	0	0	0	0	0	GR	0	0	0	0	0
Professional	0	0	0	0	0	0	0	0	0	0	Total	0	0	0	0	0
<b>Total</b>	<b>0</b>	<b>0</b>	<b>0</b>	<b>0</b>	<b>0</b>	<b>0</b>	<b>0</b>	<b>0</b>	<b>0</b>	<b>0</b>		<b>0</b>	<b>0</b>	<b>0</b>	<b>0</b>	<b>0</b>

	Fall Full-Time Headcount Faculty										Fall Graduate Assistant Headcount					
	Tenure/Tenure Track					Non-Tenure Track					Funding Source	2010-11	2011-12	2012-13	2013-14	2014-15
	2010-11	2011-12	2012-13	2013-14	2014-15	2010-11	2011-12	2012-13	2013-14	2014-15						
Professor	0	0	0	0	0	0	0	0	0	0	Unrestricted	3	3	5	5	6
Assoc. Professor	0	0	0	0	0	0	0	0	0	0	Restricted	0	0	0	0	0
Asst. Professor	0	0	0	0	0	0	0	0	0	0		0	0	0	0	0
Instr.	0	0	0	0	0	0	0	0	0	0		0	0	0	0	0
Prof. in Res.	0	0	0	0	0	0	0	0	0	0		<b>Total</b>	<b>3</b>	<b>3</b>	<b>5</b>	<b>5</b>
<b>Total</b>	<b>0</b>	<b>0</b>	<b>0</b>	<b>0</b>	<b>0</b>	<b>0</b>	<b>0</b>	<b>0</b>	<b>0</b>	<b>0</b>						

Source	Fall Full-Time Faculty Diversity					Freshmen Retention and Graduation Rates							
	2010-11	2011-12	2012-13	2013-14	2014-15	Fall Cohort	2008	2009	2010	2011	2012	2013	2014
% Male	0.0%	0.0%	0.0%	0.0%	0.0%	Enrolled	-	-	-	-	-	-	-
% Female	0.0%	0.0%	0.0%	0.0%	0.0%	Return 2nd Yr	0.0%	0.0%	0.0%	0.0%	0.0%	0.0%	0.0%
% Minority	0.0%	0.0%	0.0%	0.0%	0.0%	Return 3rd Yr	0.0%	0.0%	0.0%	0.0%	0.0%	0.0%	0.0%
						Grad in 4 Yrs	0.0%	0.0%	0.0%	0.0%			
						Grad in 6 Yrs	0.0%	0.0%					

	Sponsored Program Proposals					# Awarded	Sponsored Program Awards					Sponsored Program Expenditures by Source					
	2010-11	2011-12	2012-13	2013-14	2014-15		2010-11	2011-12	2012-13	2013-14	2014-15	2010-11	2011-12	2012-13	2013-14	2014-15	
# Submitted	0.00	0.00	0.00	0.00	0.25	# Awarded	0.00	0.00	0.00	0.00	0.00	Federal	\$0	\$0	\$0	\$0	\$0
\$ Requested	\$0	\$0	\$0	\$0	\$118,750	\$ Awarded	\$0	\$0	\$0	\$0	\$0	State	\$0	\$0	\$0	\$0	\$0
												Private	\$0	\$0	\$0	\$0	\$0
												<b>Total</b>	<b>\$0</b>	<b>\$0</b>	<b>\$0</b>	<b>\$0</b>	<b>\$0</b>

Ratios:	2010-11	2011-12	2012-13	2013-14	2014-15	2010-11	2011-12	2012-13	2013-14	2014-15	
<u>Students</u>						<u>Sponsored Programs</u>					
Majors/Total Faculty	0.0	0.0	0.0	0.0	0.0	# Proposals/TT Faculty	0.0	0.0	0.0	0.0	0.0
SCH/Total Faculty	0.0	0.0	0.0	0.0	0.0	\$ Proposals/TT Faculty	\$0	\$0	\$0	\$0	\$0
Degree/Total Faculty	0.0	0.0	0.0	0.0	0.0	# Awarded/TT Faculty	0.0	0.0	0.0	0.0	0.0
						\$ Awarded/TT Faculty	\$0	\$0	\$0	\$0	\$0
						Total Exp/TT Faculty	\$0	\$0	\$0	\$0	\$0
						Federal Exp/TT Faculty	\$0	\$0	\$0	\$0	\$0

\* Other includes: Dean's Office

Notes:

- 1) For longitudinal comparison purposes, data is reported according to the University's organizational structure in FY 15.
- 2) Excludes LSU Online.
- 3) The headcount total for majors, full-time faculty, and graduate assistants are reported as of the fall census dates. Headcount majors is a count of degree-seeking students by their major, including second majors. Students in pre-college curricula in UCAC are reported by intended major. A student with multiple majors in the same department is counted only once.
- 4) Completers include the annual number of students completing degree requirements (summer, fall, and spring commencements). Students completing degree requirements in more than one department are counted in each department and college; includes second majors and dual degrees.
- 5) Student credit hours are by level of course and exclude Honors and University College course credit hours. Credit hours are reported for summer term through spring intersession.
- 6) Full-time faculty and graduate assistants include positions whose salaries are paid primarily by LSU (campus 1) and excludes those with a majority charge to the LSU Agriculture Center (campus 9). Employees are reported in the department which pays the major portion of their salary.
- 7) Freshman retention and graduation rate cohorts are fall, full-time, degree-seeking new freshmen (including those continuing from the prior summer). Students are classified by intended major on the 14th class day of their entering fall term and include "pre" majors. Retention rates reflect the percent enrolled anywhere at LSU on the second and third fall census dates.
- 8) Sponsored Programs are federal, state, local, and private grants, contracts, and cooperative agreements as indicated on the chart of accounts.
- 9) Sponsored Program data is from the Sponsored Program Management system that gives departmental credit based on the project credit splits listed for each project.